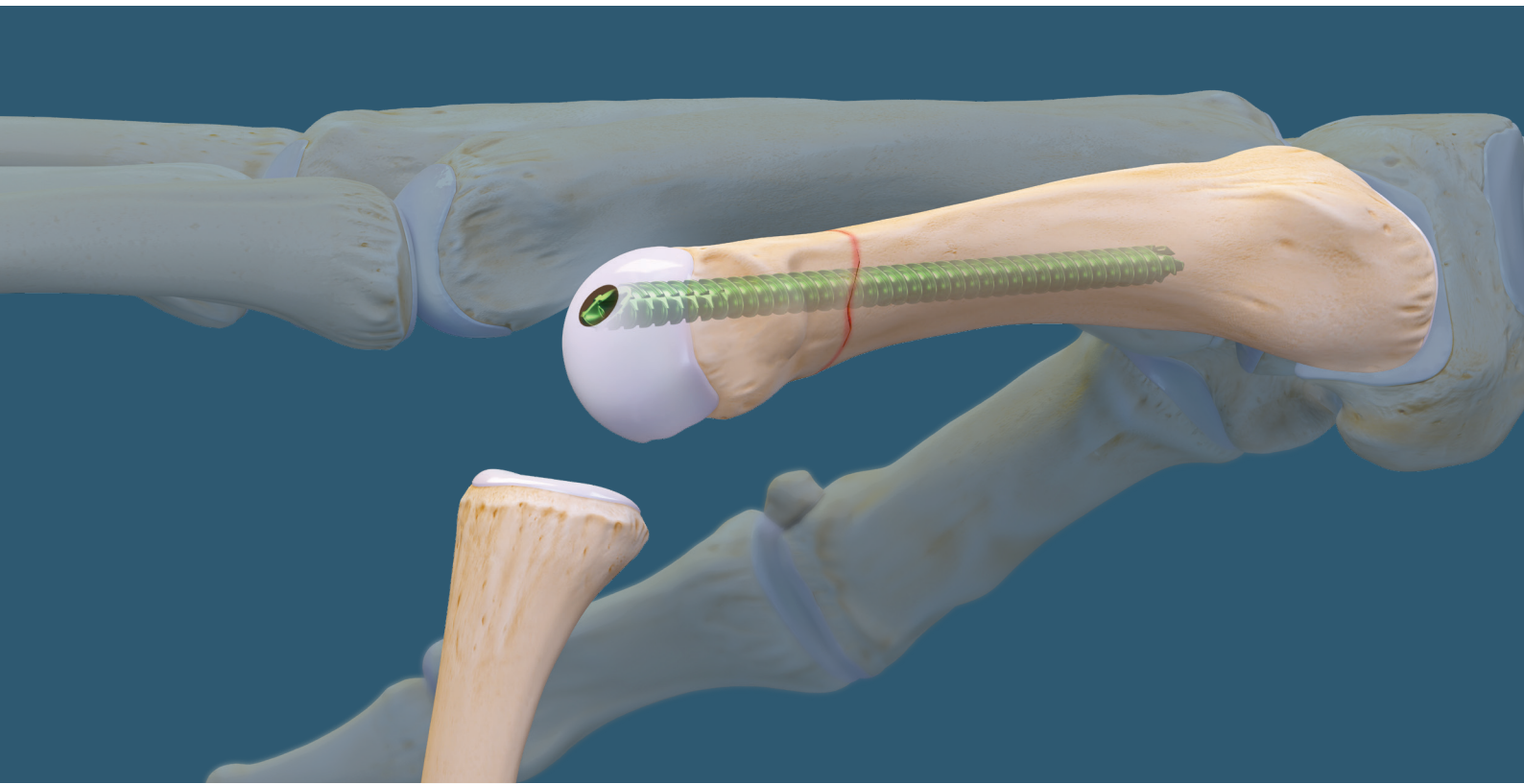


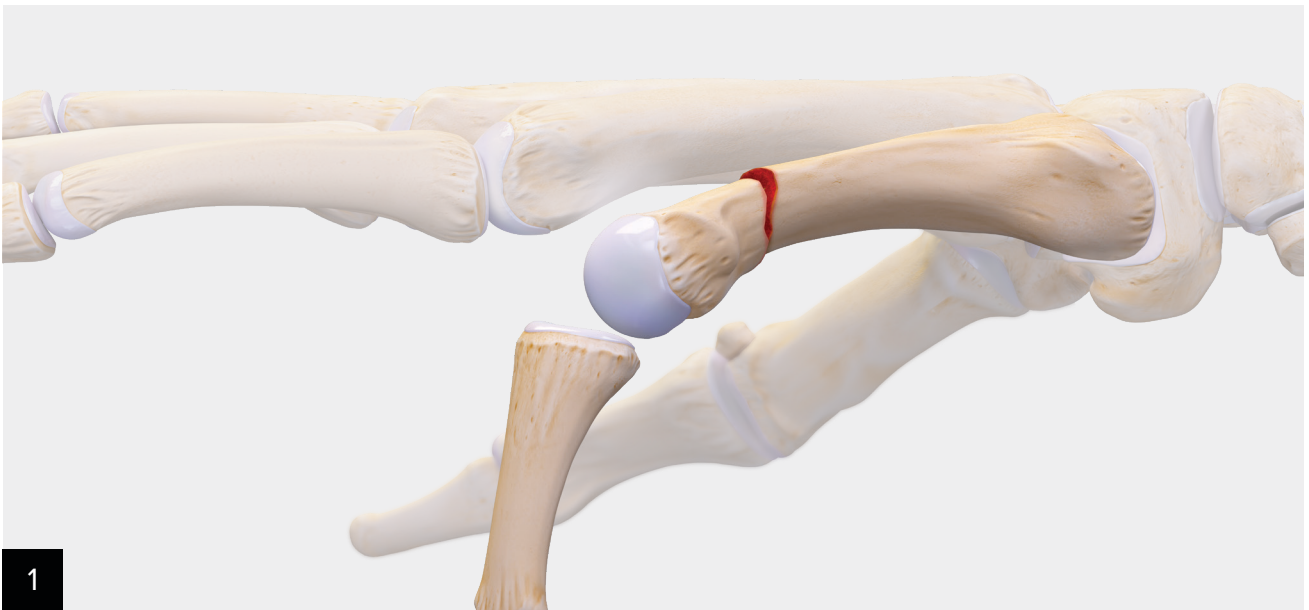
Intramedullary Fixation for Metacarpal Fractures

Beveled FT, Compression FT, and Compression PT Screws

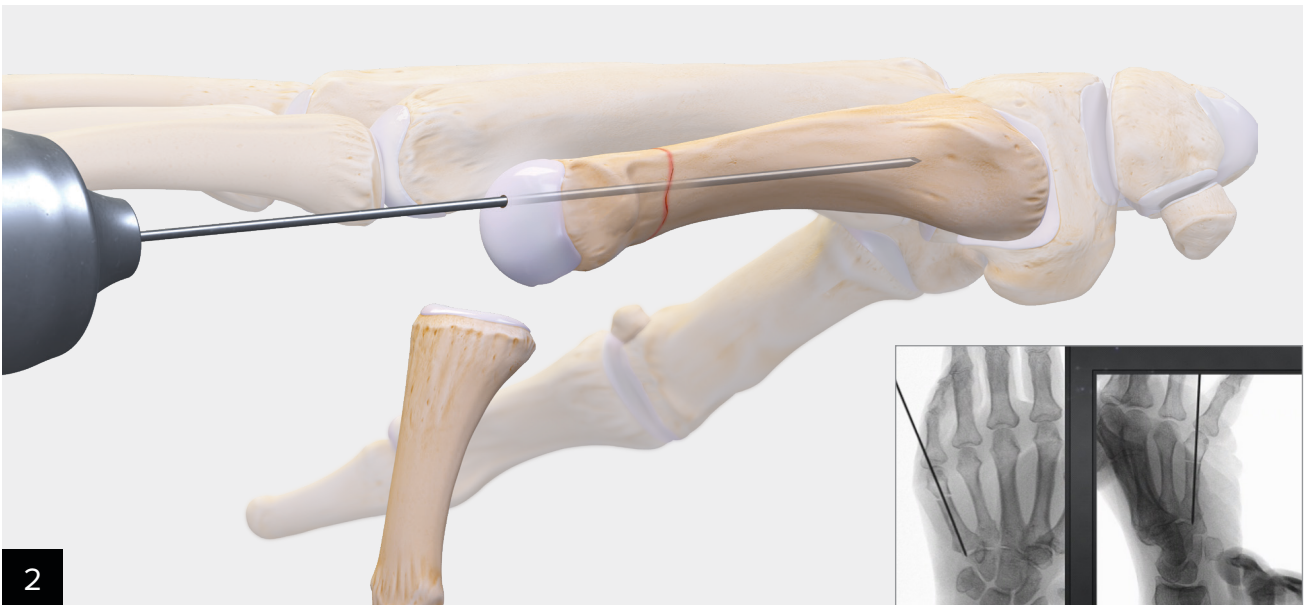


Arthrex® 

Beveled FT Screw Intramedullary Metacarpal Fixation

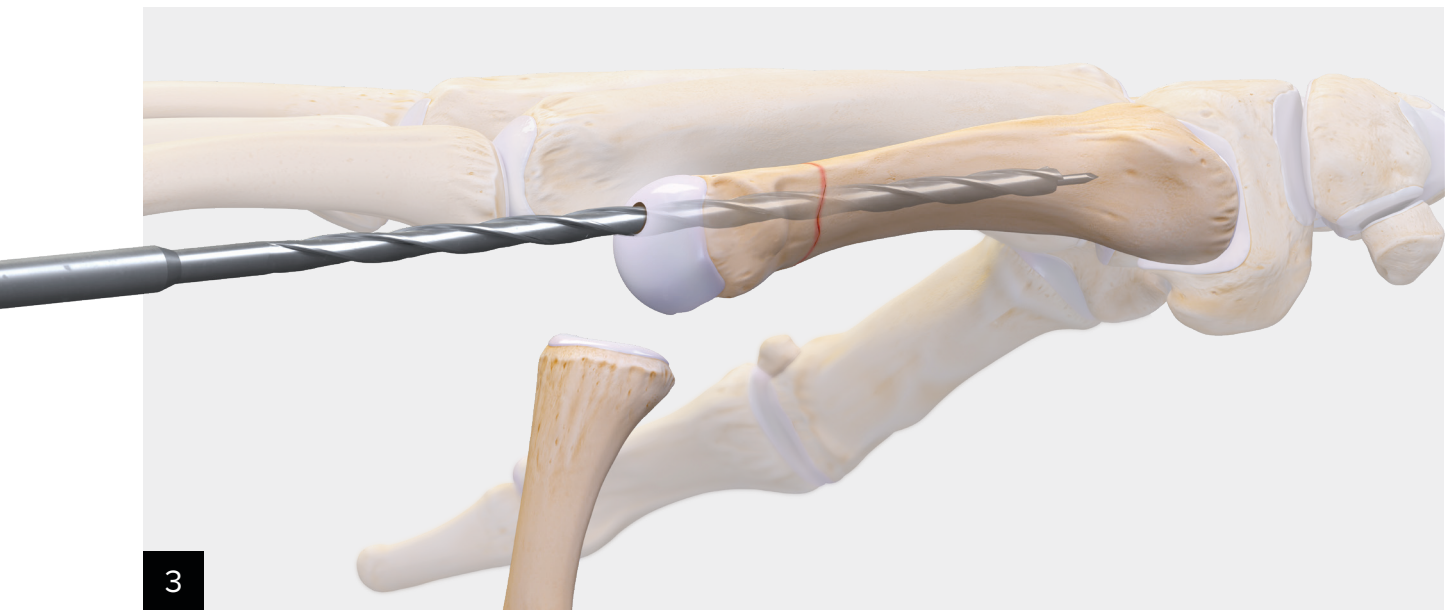


To visualize the metacarpal head, make a small incision dorsally over the metacarpal-phalangeal joint.

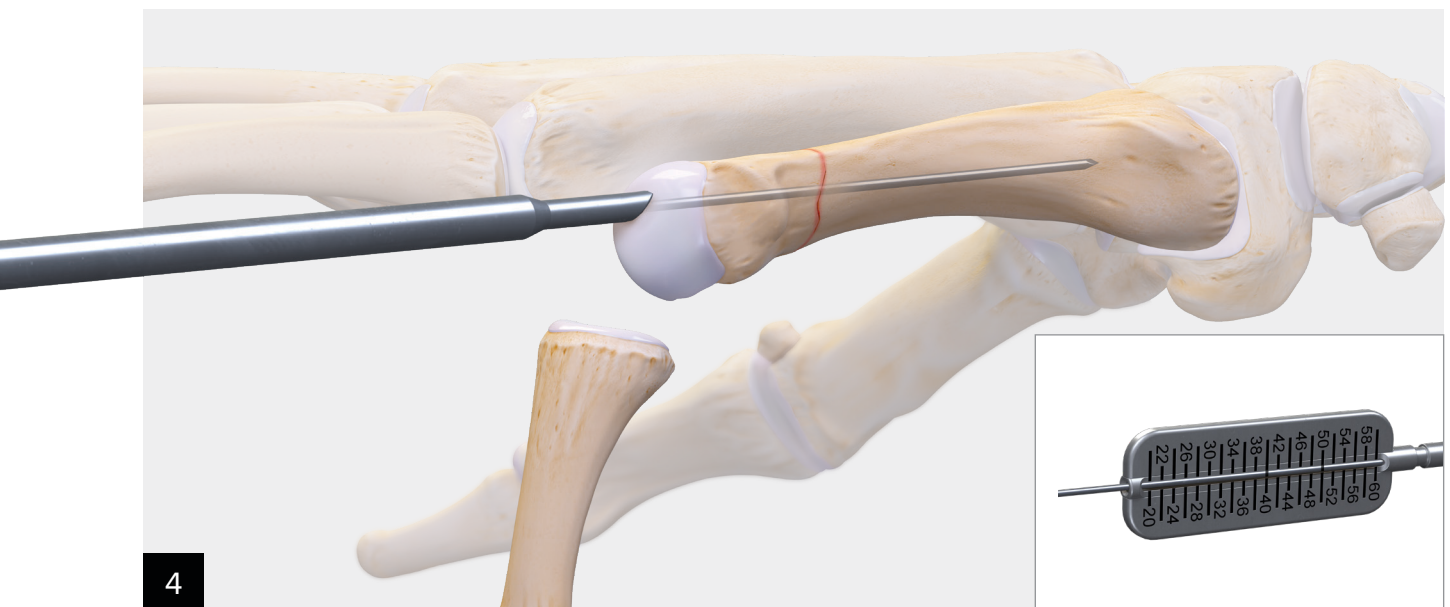


Flex the joint and reduce the fracture. Introduce the guidewire across the fracture site, starting in the dorsal third of the metacarpal head and aiming down the canal.

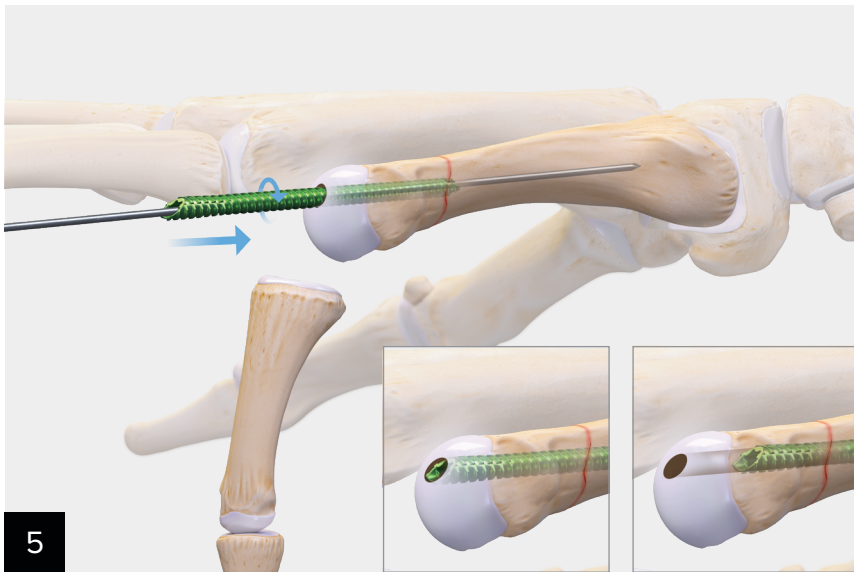
Confirm placement using x-ray and fluoroscopy.



Use a cannulated drill to ream over the guidewire, then remove the drill. The guidewire should remain in the bone.



Introduce the depth device over the guidewire and measure screw length (inset).

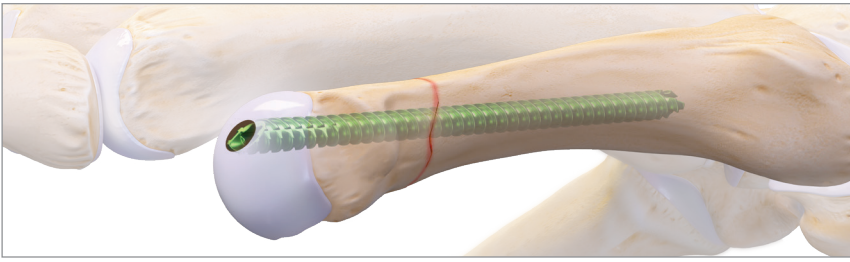


Insert screw until the head is flush or countersunk. The beveled portion of the screw should lie completely under the articular surface (insets).

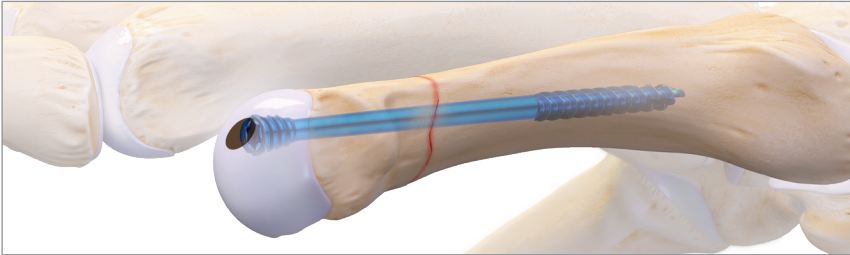


Final fixation.

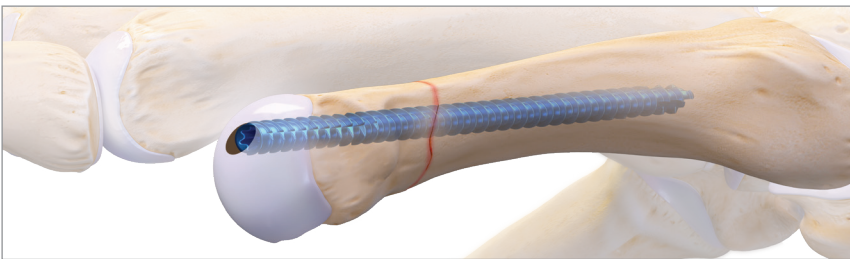
Metacarpal Fixation Portfolio



**Beveled FT Screws,
3.5 mm and 4.0 mm**



**Compression PT Screws,
3.0 mm and 4.0 mm**



**Compression FT Screws,
2.5 mm, 3.5 mm, and 4.0 mm**

For more complicated fractures, use
Mini CFS plates and screws



Ordering Information

Beveled FT Screws, 3.5 mm

Product Description	Item Number
Beveled FT screws, 3.5 mm × 20 mm-60 mm	AR-8735BV-20-60
Associated Instrumentation	
Driver, short	AR-8741-40S
K-Wire	AR-8741-14
Depth Device	AR-8741-28
Drill, 2.9 mm, short	AR-8741-25S
Profile Drill, short	AR-8741-36S

Beveled FT Screws, 4.0 mm

Product Description	Item Number
Beveled FT screws, 4.0 mm × 20 mm-60 mm	AR-8740BV-20-60
Associated Instrumentation	
Driver, short	AR-8741-42S
K-Wire	AR-8741-14
Depth Device	AR-8741-28
Drill, 3.2 mm, short	AR-8741-32S
Profile Drill, short	AR-8741-37S

Additionally, the 2.5 mm, 3.5 mm and 4.0 mm Compression FT screw line (AR-8738S) and the 2.5 mm and 3.0 mm partially threaded Compression PT screw line (AR-8610S-01) can be used for intramedullary fixation. Where plate fixation is needed, the Mini Comprehensive Plating System (AR-18700S) offers an array of 1.4 mm, 1.6 mm, 2.0 mm, and 2.4 mm plates and screws.



This description of technique is provided as an educational tool and clinical aid to assist properly licensed medical professionals in the usage of specific Arthrex products. As part of this professional usage, the medical professional must use their professional judgment in making any final determinations in product usage and technique. In doing so, the medical professional should rely on their own training and experience and should conduct a thorough review of pertinent medical literature and the product's directions for use. Postoperative management is patient-specific and dependent on the treating professional's assessment. Individual results will vary and not all patients will experience the same postoperative activity level or outcomes.

View U.S. patent information at www.arthrex.com/corporate/virtual-patent-marking

arthrex.com

© 2023-01 Arthrex, Inc. All rights reserved. LT1-000264-en-US_A