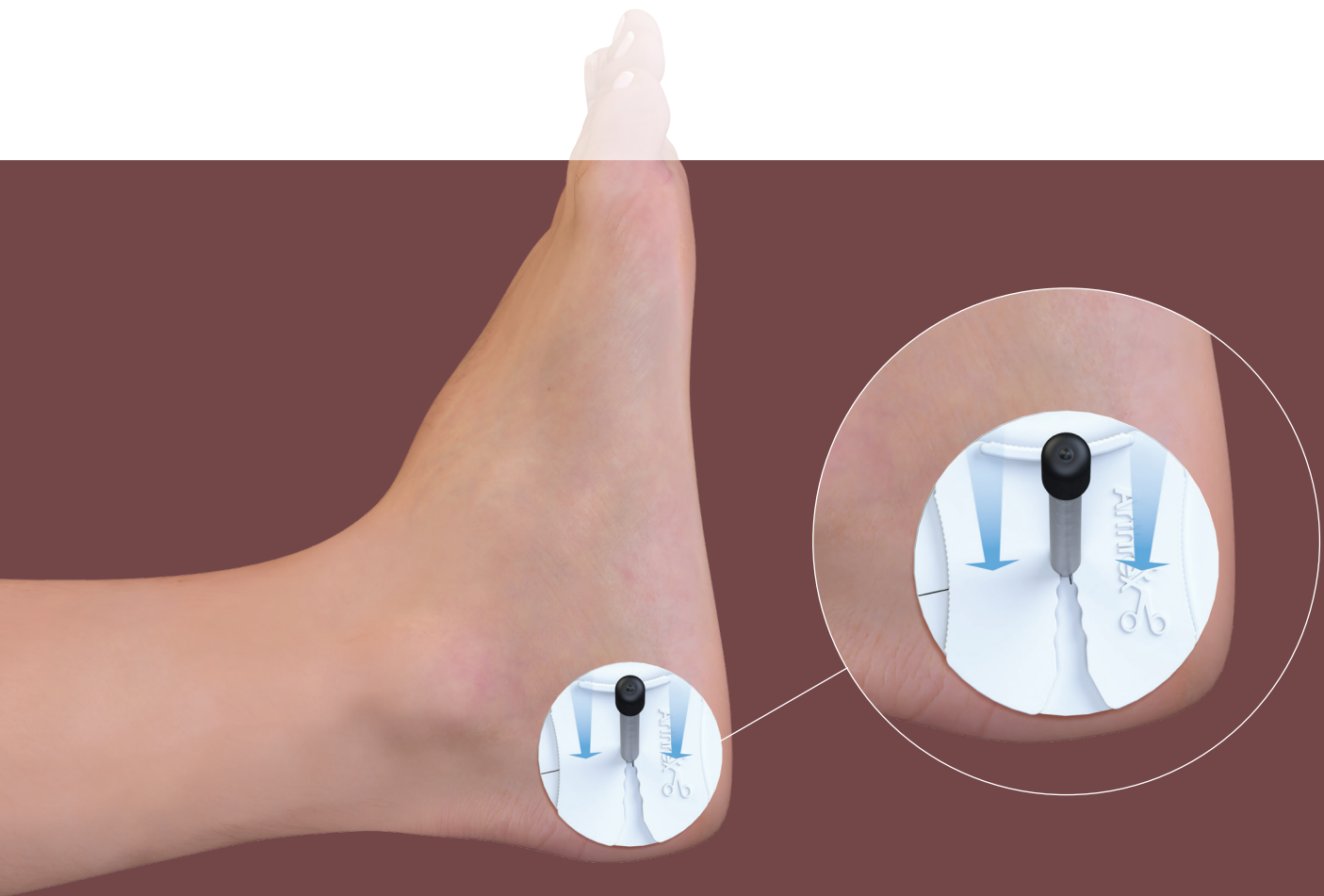


JumpStart[®] Pin Site Dressing Kit for External Fixation

Surgical Technique



JumpStart® Pin Site Dressing Kit for External Fixation

JumpStart® antimicrobial wound dressing features V.Dox™ Technology. Embedded in the dressing is a dot matrix of elemental silver and zinc microbatteries that preserve the naturally produced electrical currents of the skin that are essential for healing. In the presence of a conductive fluid such as wound exudate, water based wound hydrogels, saline, or water, JumpStart dressing's microcurrents minimize and prevent the growth of a broad spectrum of bacteria.¹⁻³

The JumpStart pin site dressing kit is intended for the management of wounds and is indicated for partial-thickness wounds (those involving the epidermis and dermis) and full-thickness wounds (those involving the dermis, subcutaneous fat, and sometimes bone), including external fixation pin sites and surgical incisions. The JumpStart pin site kit allows surgeons to focus on the procedure at hand rather than the worry of infection, Helping Surgeons Treat Their Patients Better™.

- Pin-tract infection (PTI) is the most common complication in external fixation procedures⁴
- These infections create a significant burden for the patient and health care system, including an increased number of clinic visits, the possible need for additional surgery, and compromised patient outcomes⁵
- Staphylococcus epidermidis, Staphylococcus aureus, and Escherichia coli are the three most common infective agents of external fixation constructs. JumpStart dressing's antimicrobial properties impact all three⁴

Product Overview


The JumpStart pin site kit includes one each of three products: JumpStart dressing, absorbent gauze, and a holding clip. JumpStart dressing is 2" in diameter and can be easily placed over external fixation device pins to protect against a broad spectrum of bacteria and promote a more natural healing process. The absorbent disk and holding clip help maintain a moist wound environment, which is optimal for healing when using JumpStart dressing.

Key Features and Benefits


- Sized to fit around external fixation devices
- Effective against multidrug-resistant bacteria; disrupts biofilm matrix¹⁻³
- Promotes healing⁶
- Easy and simple to use
- Single use
- Can be left on for up to 7 days*

*Absorbent pad can be changed if exudate levels are high. V.Dox Technology is a trademark of Vomar Innovations, Inc.

Kit components include:



JumpStart Antimicrobial Wound Dressing
Broad-spectrum antimicrobial wound contact layer



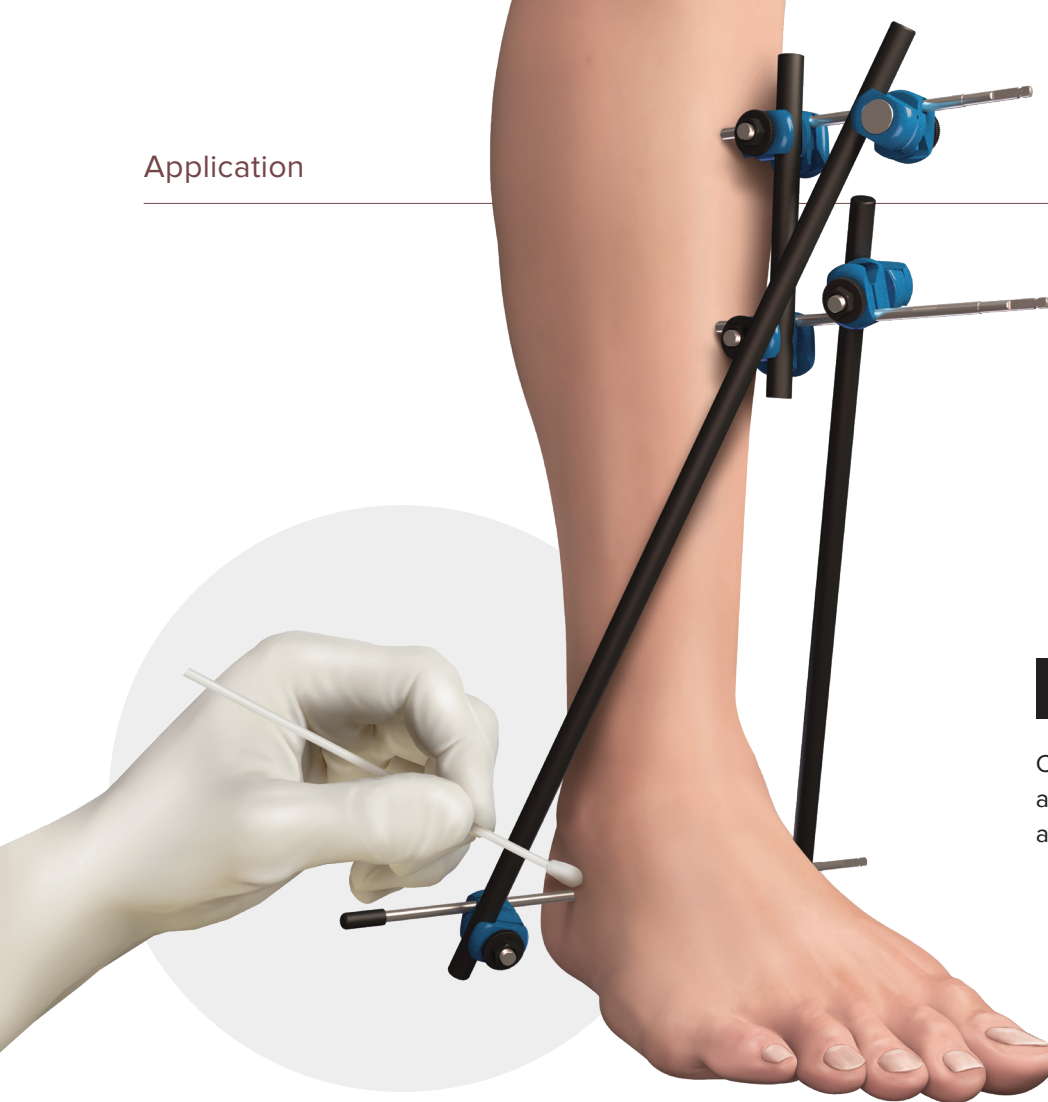
Absorbent Disk
Polyester-based absorbent layer



Holding Clip (Compatible with 4, 5, 6 mm pins)
Keeps the dressings in place and helps maintain a moist wound environment

Note: Product is not made with natural rubber latex.

Application



1

Cleanse the pin site area with an appropriate wound cleanser according to local clinical protocol.



2

Moisten the dotted JumpStart® dressing with sterile saline, water, or a thin, even layer of Energel® wound hydrogel (not included in kit).



3

Position the JumpStart dressing, dots down, around the pin site and gently press down to ensure direct skin contact.



4

Position the absorbent disk on top of the JumpStart® dressing that was placed around pin site. Ensure slit of absorbent pad is placed opposite the slit on the JumpStart dressing.



5

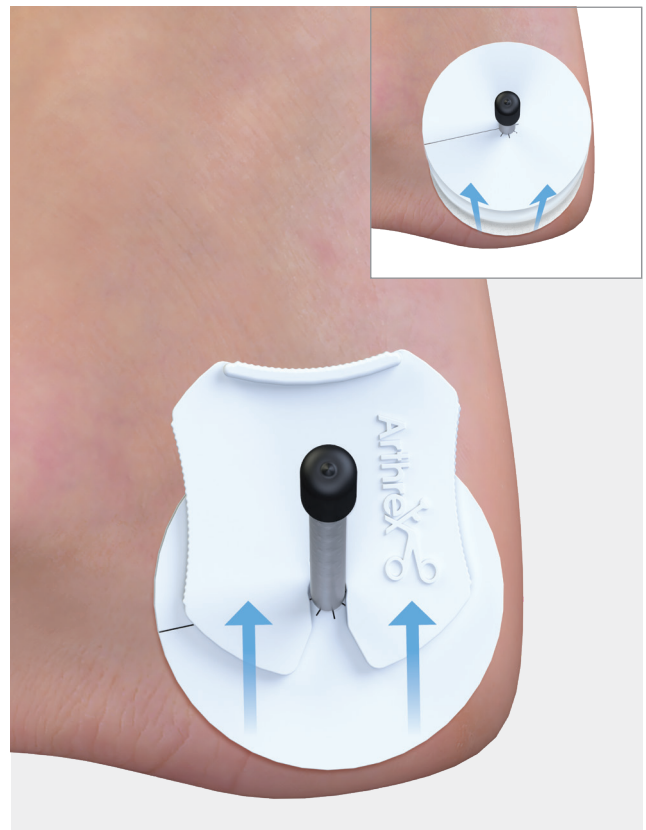
Slide the holding clip onto the pin. Push clip down to apply gentle compression and secure the dressings in place.

Postoperative Care

Site Care and Dressing Change

The dressing may be left in place for up to 7 days. Earlier and/or more frequent changes may be required, depending on the amount of exudate present and the condition of the wound and/or the surrounding skin. Inspect the wound site periodically.

To remove dressing, gently slide the clip up or pull it off the pin, then remove the dressing. If dressing adheres to the wound surface, do not force it off; moisten or soak the dressing with sterile saline or water until it can be removed without tissue disruption.



Ordering Information

Product Description	Item Number
JumpStart® Pin Site Dressing Kit	ABS-4059
JumpStart Antimicrobial Wound Dressing, qty. 5	
Absorbent Disk, qty. 5	
Holding Clip, qty. 5 (compatible with 4, 5, 6 mm pins)	

Products advertised in this brochure / surgical technique guide may not be available in all countries. For information on availability, please contact Arthrex Customer Service or your local Arthrex representative.

References

1. Kim H, Makin I, Skiba J, et al. Antibacterial efficacy testing of a bioelectric wound dressing against clinical wound pathogens. *Open Microbiol J.* 214; 8:15-21. doi:10.2174/1874285801408010015
2. Banerjee J, Das Ghatak P, Roy S, et al. Silver-zinc redox-coupled electrochemical wound dressing disrupts bacterial biofilm. *PLoS One.* 2015;10(3):e0119531. doi:10.1371/journal.pone.0119531
3. Kim H, Izadjoo MJ. Antibiofilm efficacy evaluation of a bioelectric dressing in mono- and multi- species biofilms. *J Wound Care.* 2015;24(Suppl 2):S10-S14. doi:10.12968/jowc.2015.24.Sup2.S10
4. Ceroni D, Grumetz C, Desvachez O, Pusateri S, Dunand P, Samara E. From prevention of pin-tract infection to treatment of osteomyelitis during paediatric external fixation. *J Child Orthop.* 2016;10(6):605-612. doi:10.1007/s11832-016-0787-8
5. Kazmers NH, Fragomen AT, Rozbruch SR. Prevention of pin site infection in external fixation: a review of the literature. *Strategies Trauma Limb Reconstr.* 2016;11(2):75-85. doi:10.1007/s11751-016-0256-4
6. Nuccitelli R. A role for endogenous electric fields in wound healing. *Curr Top Dev Biol.* 2003;58:1-26



This description of technique is provided as an educational tool and clinical aid to assist properly licensed medical professionals in the usage of specific Arthrex products. As part of this professional usage, the medical professional must use their professional judgment in making any final determinations in product usage and technique. In doing so, the medical professional should rely on their own training and experience, and should conduct a thorough review of pertinent medical literature and the product's directions for use. Postoperative management is patient-specific and dependent on the treating professional's assessment. Individual results will vary and not all patients will experience the same postoperative activity level and/or outcomes.

View U.S. patent information at www.arthrex.com/corporate/virtual-patent-marking

arthrex.com

© 2021 Arthrex, Inc. All rights reserved. LT1-000213-en-US_A