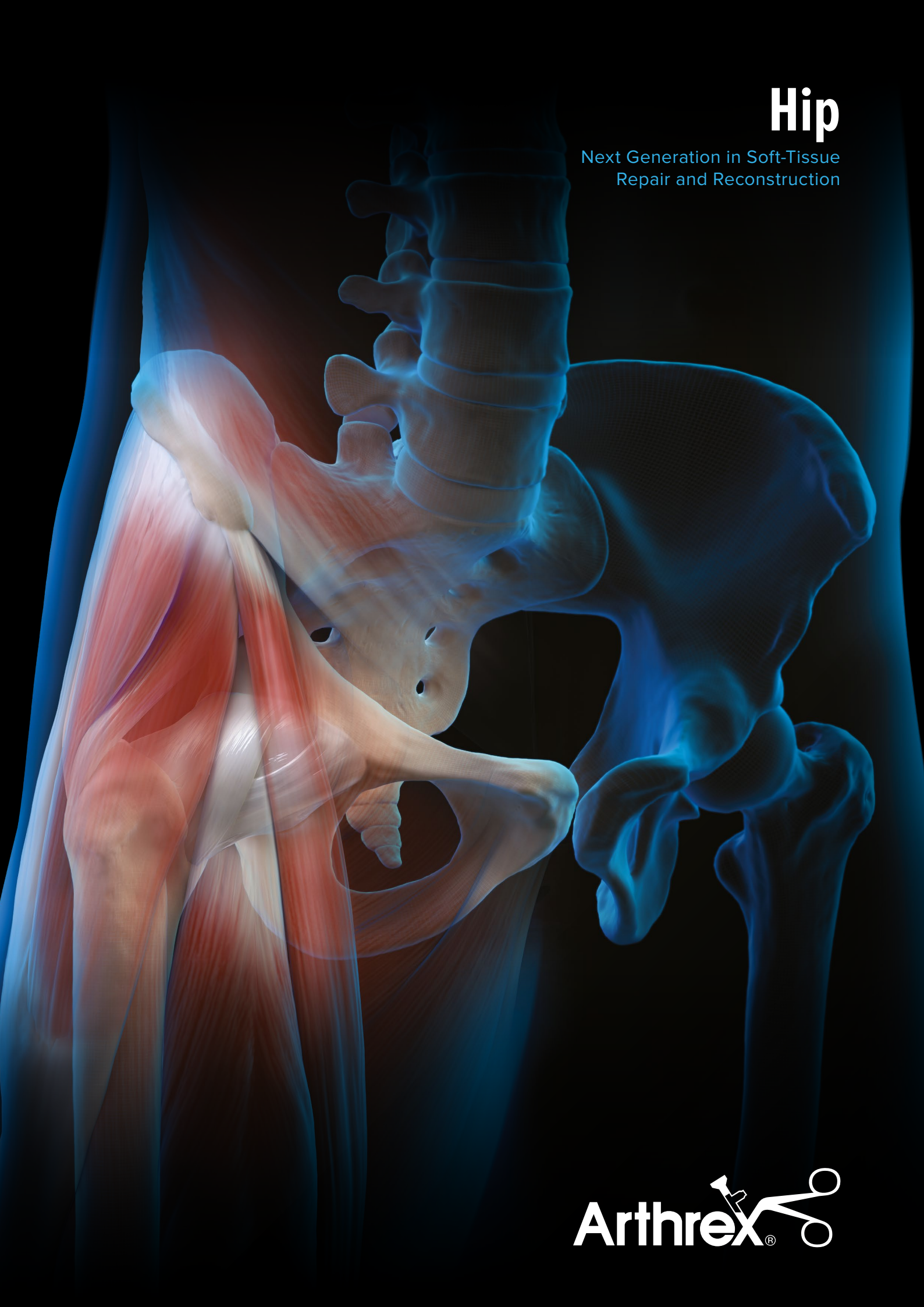


Hip

Next Generation in Soft-Tissue
Repair and Reconstruction



Arthrex® 

Helping Surgeons Treat Their Patients Better®

Since its inception, Arthrex has been committed to one mission: Helping Surgeons Treat Their Patients Better. We are strategically focused on constant product innovation through scientific research, surgeon collaboration, and medical education to make less invasive surgical procedures simple, safer, and more reproducible. Each year, we develop more than 1000 new innovative products and procedures to advance minimally invasive orthopedics worldwide.

Arthrex has always remained a privately held company, which allows for the rapid evaluation of new technologies and ideas and the freedom to develop products and techniques that truly make a difference. Our experienced team of dedicated professionals represents a shared passion and commitment to delivering uncompromising quality to the health care providers who use our products and the millions of patients whose lives we impact.

The medical significance of our contributions serves as our primary benchmark of success and will continue into the future as the legacy of Arthrex.

Table of Contents

Hip Distraction	05
Hip Joint Access.....	09
Hip Arthroscopy Instrumentation	15
Soft-Tissue Fixation and Suture Passing	23
Soft-Tissue Resection	37
Hip-Specific Cannulas	41
Core Decompression for Avascular Necrosis	47

Hip Distraction

Hip Distraction System 06

Hip Distraction System



This advanced traction and limb-positioning system for hip arthroscopy procedures attaches to most major OR beds via Clark rail adapters and is easily assembled by one person. Both leg spars ensure precisely controlled lower extremity positioning and traction over the unique, detachable perineal post system, facilitating pelvic balancing and distraction. The novel foot attachments achieve multidirection stability of the calf, foot, and ankle under traction, preventing heel lift. These attachments can be detached and controlled during the procedure to check hip range of motion following osteochondroplasty and soft-tissue reattachment procedures. All system components disassemble and can be stored neatly and securely on the rolling storage cart.

The system's disposable kit contains a hygienic perineal pad cover and individual foot pads to help protect patients' skin. Each pad and cover is clearly marked with assembly instructions.

Hip Distraction System (AR-6529S)

Product Description	Item Number
HDS patient platform	AR-6529-01
HDS patient platform pad	AR-6529-02
HDS prep table	AR-6529-03
HDS prep table pad	AR-6529-04
HDS operative leg spar, long	AR-6529-05L
HDS traction boot II, qty. 2 (a)	AR-6529-23
HDS perineal post	AR-6529-07
HDS perineal post pad	AR-6529-08
HDS table clamp (US), qty. 2	AR-6529-09
HDS well leg spar, long	AR-6529-14L

HDS well leg spar adapter	AR-6529-15
---------------------------	------------

Additional Components

Product Description	Item Number
HDS operative spar cover	AR-6529-12
HDS storage cart	AR-6529-13
HDS stabilizer leg	AR-6529-16
HDS traction boot replacement pads kit	AR-6529-17
HDS perineal post pad, dense	AR-6529-21
HDS traction boot II, replacement instep pad	AR-6529-24
HDS traction boot II, replacement posterior pad	AR-6529-25

Single-Use Disposables

Product Description	Item Number
HDS Disposables Kit	AR-6529-11
HDS Postless Hip Arthroscopy Disposables Kit (b)	AR-6529-22

Clark Rail Clamps

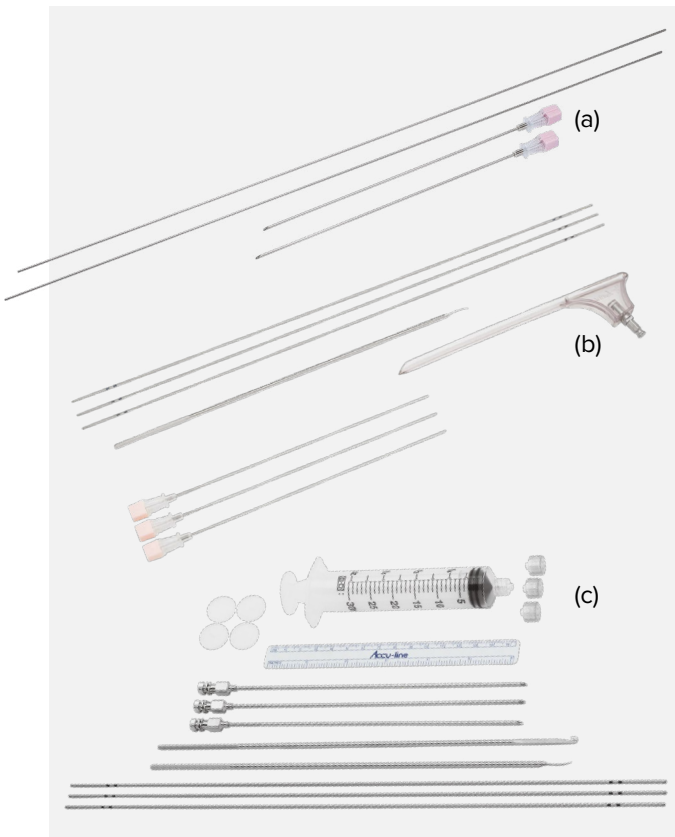
Product Description	Item Number
HDS table clamp (EU), qty. 2	AR-6529-10
HDS table clamp (UK), qty. 2	AR-6529-18
HDS table clamp (DEN), qty. 2	AR-6529-19
HDS table clamp (JP), qty. 2	AR-6529-20



Hip Joint Access

Disposable Hip Access Kits.....	10
Arthroscopic Knives and Blades.....	10
SafeCut™ Capsulotomy Blades.....	11
CapsuleCut™ Blades.....	11
Synergy Extended Hip-Length Arthroscopy Sets.....	12
Reusable Bridge and Disposable FlushFit Cannula Kits.....	13

Disposable Hip Access Kits



These kits contain essential disposable items for hip arthroscopy joint access, including spinal needles, flexible nitinol guidewires, and knife blades for performing a capsulotomy.

Product Description	Item Number
Essentials Hip Access Disposable Kit (a)	AR-6526-01S
Nitinol guidewires, 1.1 mm × 18 in, qty. 2	
Spinal needles, 17 G × 7 in, qty. 2	

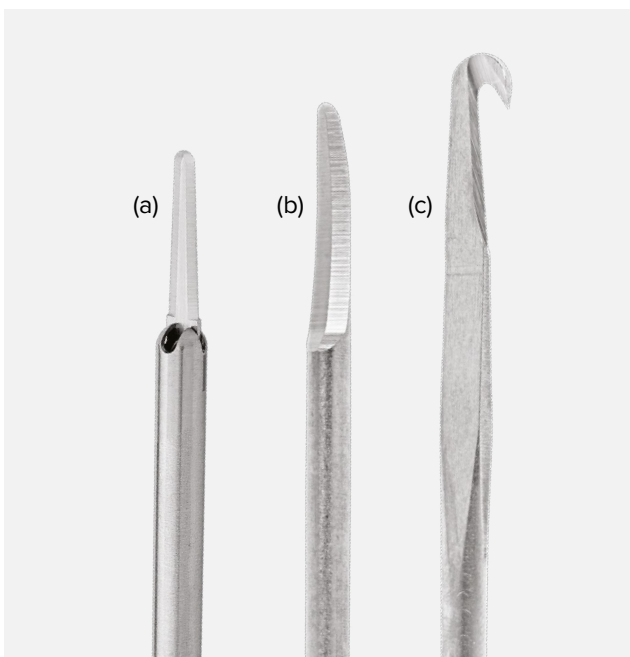
Product Description	Item Number
Hip Access Disposable Kit w/ Banana Blade (b)	AR-6527S
Nitinol guidewires, 1.1 mm × 15 in, qty. 3	
Banana blade	
Detachable clear open cannula	
Spinal needles, 17 G × 7 in, qty. 3	

Product Description	Item Number
Hip Arthroscopy Master Disposable Kit w/ Knife Blades (c)	AR-6526S
Silicone cannula dam, qty. 4	
Male Luer plug, qty. 3	
Ruler	
Distention syringe	
Spinal needles, 14 G × 7 in, qty. 3	
Banana blade	
Hook blade	
Nitinol guidewires, 1.5 mm × 15 in, qty. 3	

Single-Pack Spinal Needles and Nitinol Wires

Product Description	Item Number
Nitinol guidewire, 1.1 mm × 18 in	AR-1249L-1
Spinal needle, 17 G × 7 in	AR-1369N-1

Arthroscopic Knives and Blades

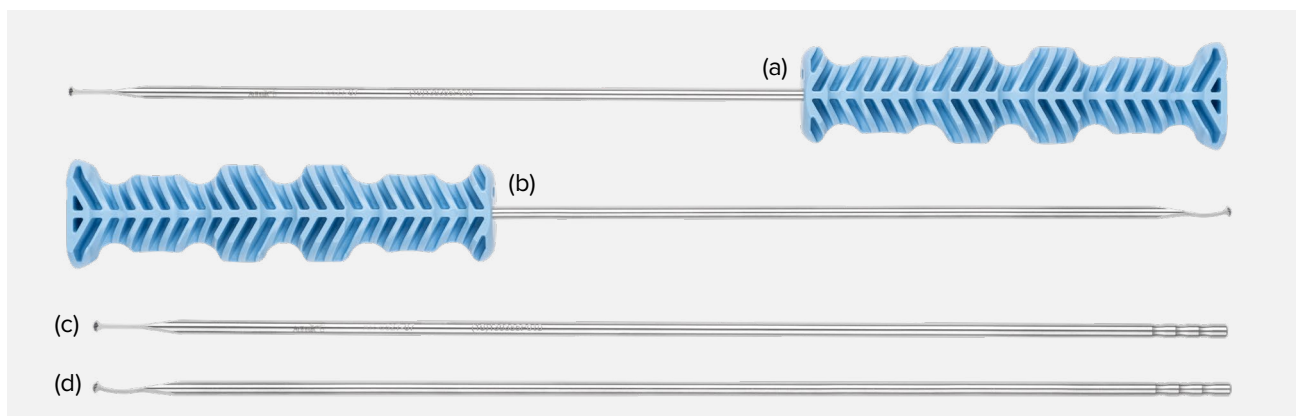


The retractable cannulated knife was designed to help protect soft tissue when introducing and removing cutting devices during capsulotomy procedures of the hip. This cannulated device can be passed into the joint over a flexible nitinol guidewire. The blunt tip facilitates capsular dilation as it enters the joint and helps prevent inadvertent damage to the cartilage surface as a result of forceful insertion. Once the tip of the device has entered the joint, the slide lock can be shifted proximally to move the sheath and expose the blade.

The banana and hook blades have precision ground dual-sided edges that are ideal for gaining access to the central and peripheral compartments of the hip.

Product Description	Item Number
Retractable cannulated knife (a)	AR-6527-01
Banana blade (b)	AR-6527-05
Hook blade (c)	AR-6527-19

SafeCut™ Capsulotomy Blades




The SafeCut capsulotomy blade is specifically designed to reduce the risk of iatrogenic damage to the acetabular labrum and cartilaginous surfaces of the hip. This blade incorporates a simple yet significant improvement in technology, providing surgeons with safer access when inserting the capsulotomy blade through a cannula and into the hip joint. With its blunt tip, the blade adds an extra layer of safety to prevent iatrogenic damage during capsulotomy procedures.

SafeCut Blades

Product Description	Item Number
SafeCut capsulotomy blade w/ handle, straight, 4 mm (a)	AR-6527-06
SafeCut capsulotomy blade w/ handle, curved, 4 mm (b)	AR-6527-06C
SafeCut capsulotomy blade w/o handle, straight, 4 mm (c)	AR-6527-07
SafeCut capsulotomy blade w/o handle, curved, 4 mm (d)	AR-6527-07C

CapsuleCut™ Blades



Designed for the thick capsule of the hip joint, straight and curved CapsuleCut blades allow for reproducible capsulotomies during arthroscopic hip preservation surgery. These 4 mm, single-use blades come sharpened and the solid, single-piece design ensures the blade will meet the demands of the hip joint's tough capsule.

CapsuleCut Blades

Product Description	Item Number
Detachable handle for AR-6527-03 and AR-6527-03C (a)	AR-3027
4 mm CapsuleCut blade w/ handle, straight	AR-6527-02
4 mm CapsuleCut blade w/o handle, straight (b)	AR-6527-03
4 mm CapsuleCut blade w/ handle, curved (c)	AR-6527-02C
4 mm CapsuleCut blade w/o handle, curved	AR-6527-03C

Synergy Extended Hip-Length Arthroscopy Sets



Designed for accurate joint access during arthroscopic hip procedures, the Hip-Length Arthroscope System contains 30° and 70° arthroscopes with the option of C-mount or eyepiece arthroscopes and cannulated obturators that fit easily over nitinol guidewires, minimizing insertion steps into the joint. The intuitive quick-connect bridge allows for fast and simple portal switching between the atraumatic color-coded metal cannulas, and the extended working length of the arthroscopes accommodates varying patient size, making this the most versatile hip arthroscope set available.

Extended-Length Arthroscope System (Eye Piece Scopes Included)

Product Description	Item Number
Extended-Length Arthroscope System	AR-6576S-E
Hip-length metal cannula, 4.5 mm, nonfenestrated, qty. 2	AR-3420H-4.5
Hip-length metal cannula, 5.0 mm, nonfenestrated	AR-3420H-5.0
Hip-length metal cannula, 5.5 mm, nonfenestrated	AR-3420H-5.5
Hip-length metal cannula, 6.5 mm, nonfenestrated	AR-3420H-6.5
Hip-length obturator, 4.5 mm, cannulated	AR-3421H-4.5
Hip-length obturator, 5.0 mm, cannulated	AR-3421H-5.0
Hip-length obturator, 5.5 mm, cannulated	AR-3421H-5.5
Hip-length obturator, 6.5 mm, cannulated	AR-3421H-6.5
Switching stick, 4.0 mm × 15 in, cannulated	AR-6520-15
Switching stick, 3.5 mm × 15 in, cannulated, qty. 2	AR-6520-16
Metal open cannula, tapered	AR-6507-03LP
Metal open cannula, blunt tip	AR-6507-04LP
Teardrop handle	AR-2001
Portal dilation sleeves, 4 mm	AR-6524-04
Portal dilation sleeves, 6 mm	AR-6524-06
Dilation handle	AR-6524

High-flow sheath w/ double stopcock, fenestrated, qty. 2	AR-3373-4002H
Conical obturator for 3.5 mm hip scope sheath, qty. 2	AR-3375-4001H
Cannulated obturator for 3.5 mm hip scope sheath	AR-3375-4003H
Quick-connect hip bridge w/ double stopcock	AR-3380-4004H
Inflow cannula adapter w/ stopcock	AR-3035L
30° eyepiece hip arthroscope, 3.5 mm × 202 mm	AR-3350-4030H
70° eyepiece hip arthroscope, 3.5 mm × 204 mm	AR-3350-4070H
Instrument case	AR-6576C


Extended Length Arthroscope System (C-Mount Scopes Included)

Product Description	Item Number
Extended-Length Arthroscope System	AR-6576S-C
Hip-length metal cannula, 4.5 mm, nonfenestrated, qty. 2	AR-3420H-4.5
Hip-length metal cannula, 5.0 mm, nonfenestrated	AR-3420H-5.0
Hip-length metal cannula, 5.5 mm, nonfenestrated	AR-3420H-5.5
Hip-length metal cannula, 6.5 mm, nonfenestrated	AR-3420H-6.5
Hip-length obturator, 4.5 mm, cannulated	AR-3421H-4.5
Hip-length obturator, 5.0 mm, cannulated	AR-3421H-5.0
Hip-length obturator, 5.5 mm, cannulated	AR-3421H-5.5
Hip-length obturator, 6.5 mm, cannulated	AR-3421H-6.5
Switching stick, 4.0 mm × 15 in, cannulated	AR-6520-15
Switching stick, 3.5 mm × 15 in, cannulated, qty. 2	AR-6520-16
Metal open cannula, tapered	AR-6507-03LP
Metal open cannula, blunt tip	AR-6507-04LP
Teardrop handle	AR-2001
Portal dilation sleeves, 4 mm	AR-6524-04
Portal dilation sleeves, 6 mm	AR-6524-06
Dilation handle	AR-6524
High-flow sheath w/ double stopcock, fenestrated, qty. 2	AR-3373-4002H
Conical obturator for 3.5 mm hip scope sheath, qty. 2	AR-3375-4001H
Cannulated obturator for 3.5 mm hip scope sheath	AR-3375-4003H
Quick-connect hip bridge w/ double stopcock	AR-3380-4004H
Inflow cannula adapter w/ stopcock	AR-3035L
30° C-mount hip arthroscope, 3.5 mm × 202 mm	AR-3355-4030H
70° C-mount hip arthroscope, 3.5 mm × 204 mm	AR-3355-4070H
Instrument case	AR-6576C

Items Sold Separately

Product Description	Item Number
High-flow sheath w/ single stopcock	AR-3373-4001H
Quick-connect hip bridge w/ single stopcock	AR-3380-4003H
Switching stick, 3.5 mm × 15 in, noncannulated	AR-3020-03
Switching stick, long, 3.5 mm × 18 in, noncannulated	AR-3020-04
Low-profile conical obturator for 3.5 mm hip scope sheath	AR-3375-4007H

Reusable Bridge and Disposable FlushFit Cannula Kits




iatrogenic damage to the articular cartilage surfaces of the hip are a known complication associated with hip arthroscopy. The FlushFit atraumatic cannula has a soft radiopaque plastic tip that is cut at an angle that allows a 70° arthroscope to sit flush with the end of the cannula. This unique design provides an atraumatic way for surgeons to enter the tight hip joint while under distraction without scuffing the femoral head. The 5.0 mm inner diameter accommodates CapsuleCut™ blades and some shaver blades for capsulotomy and soft-tissue resection.

Reusable Bridges

Product Description	Item Number
FlushFit cannula, quick-connect bridge, Arthrex (a)	AR-3380-4050H
FlushFit cannula, quick-connect bridge, XL, Arthrex	AR-3380-4055H
FlushFit cannula, quick-connect bridge, Arthrex, Pano™ scope	AR-3380-4056H
FlushFit cannula, quick-connect bridge, Stryker	AR-3380-4051H
FlushFit cannula, quick-connect bridge, Smith and Nephew	AR-3380-4052H
FlushFit cannula, quick-connect bridge, Linvatec	AR-3380-4053H
FlushFit cannula, quick-connect bridge, Storz	AR-3380-4054H

FlushFit Cannulas

Product Description	Item Number
Disposable FlushFit Cannula Kit (b)	AR-3390H
Disposable FlushFit Cannula Kit, XL (c)	AR-3390HL
Reusable obturator for FlushFit cannula	AR-3391
Reusable obturator for FlushFit cannula, XL	AR-3391HL



Hip Arthroscopy Instrumentation

Hip Arthroscopy Instrument System.....	16
Hip Arthroscopy Master Instrument Set	17
Hip Arthroscopy Accessories Instrument Set	18
Ring-Handed Instrument Set	19
WishBone™ Hip Instrument Set	20
Additional Hand Instruments	21

Hip Arthroscopy Instrument System



The Hip Arthroscopy Instrument System is a comprehensive instrument set designed with the surgeon in mind. Based on handle preference, specific sets were designed to accommodate WishBone™ or ring-finger instruments. The system contains a full complement of ergonomic, hip-specific instrumentation including but not limited to FiberTak®, SutureTak®, and PushLock® drill guides and obturators; Hip Labral Scorpion™ and CapsuleClose Scorpion™ suture passers; open cannulas; and TRIM-IT™ cannula instrumentation.

Hip Arthroscopy Instrument System With WishBone™ Handle (AR-6519S-W)

Product Description	Item Number
Hip Arthroscopy System Case	AR-6519C
Probe, hook 4.8 mm tip, 220 mm long	AR-10030
Knot pusher	AR-1305H
BirdBeak® suture retriever, 45° up tip, 220 mm w/ nonratcheting (NR) handle	AR-14800W
BirdBeak suture retriever, 22° up tip, 220 mm w/ NR handle	AR-14890W
Mini suture cutter, 3.4 mm, 220 mm	AR-15255W
Punch, medium, 3.4 mm, 15° up-curved shaft, 220 mm	AR-15310W
Suture retriever 10° up curved, 220 mm w/ NR handle	AR-15551W
10° up FiberTape® retriever 3.4 mm, 220 mm w/ NR handle	AR-15976W
Suture cutter, 4.2 mm × 220 mm straight shaft	AR-16250W
Grasper, loose body 4.2 mm, straight w/ NR handle	AR-16400W
Suture cutter 4.2 mm × 220 mm open end, L notch	AR-16794LW
KingFisher® retriever 220 mm w/ self-release (SR) handle	AR-16970W
Hip Labral Scorpion suture passer	AR-16991
CapsuleClose Scorpion suture passer	AR-16992
Curette, 5.4 mm ring, 220 mm	AR-20030
Penetrator™ suture retriever, 15° up × 220 mm w/ SR handle	AR-2267W-2
Drill guide for 2.9 mm Hip PushLock anchor, crown tip	AR-2923DG
Drill guide for 2.9 mm Hip PushLock anchor, fork tip	AR-2923DGF
Switching stick inserter	AR-3027
Hip FiberTak drill guide, crown tip	AR-3600DG

Low curve, Hip FiberTak crown tip guide, 12°	AR-3600DGC-12
Push/pull crochet hook, 220 mm shaft	AR-5010H
Open cannula, tapered tip, low profile	AR-6506LP
Open cannula, blunt tip, low profile	AR-6507LP
Open cannula, blunt, curved, low profile	AR-6507LPR
Hip Arthroscopy Instrument System case	AR-6519C
TRIM-IT cannula insertion handle	AR-6590DH
TRIM-IT cannula obturator, detachable	AR-6590DT
TRIM-IT cannula switching stick	AR-6590ST
Curette, curved	AR-8660H

Hip Arthroscopy Instrument System, Ring Finger Handle (AR-6519S-R)

Product Description	Item Number
Hip Arthroscopy System case	AR-6519C
Probe, hook 4.8 mm tip, 220 mm long	AR-10030
Knot pusher	AR-1305H
BirdBeak suture retriever, 45° up tip, 220 mm w/ NR handle	AR-14800NR
BirdBeak suture retriever, 22° up tip, 220 mm w/ NR handle	AR-14890NR
Mini suture cutter, 3.4 mm, 220 mm	AR-15255
Punch, medium, straight tip, ø3.4 mm, 15° up curved, 220 mm	AR-15310
Suture retriever, 10° up curve, 220 mm w/ NR handle	AR-15551NR
10° up FiberTape retriever, 3.4 mm, 220 mm w/ NR handle	AR-15976NR
Suture cutter, 4.2 mm × 220 mm, straight shaft	AR-16250
Grasper, loose body, ø4.2 mm, straight shaft, 220 mm, w/ NR handle	AR-16400NR
Suture cutter, ø4.2 mm, straight shaft, open end, left notch	AR-16794L
KingFisher suture retriever, 220 mm w/ SR handle	AR-16970SR
Hip Labral Scorpion suture passer	AR-16991
CapsuleClose Scorpion suture passer	AR-16992
Curette, 5.4 mm ring, 220 mm	AR-20030
Penetrator suture retriever, 15° up × 220 mm w/ SR handle	AR-2267SR-2
Drill guide for 2.9 mm Hip PushLock anchor, crown tip	AR-2923DG
Drill guide for 2.9 mm Hip PushLock anchor, fork tip	AR-2923DGF
Switching stick inserter	AR-3027
Hip FiberTak drill guide, crown tip	AR-3600DG
Low curve, Hip FiberTak crown tip guide, 12°	AR-3600DGC-12
Push/pull crochet hook, 220 mm shaft	AR-5010H
Open cannula, tapered tip, low profile	AR-6506LP
Open cannula, blunt tip, low profile	AR-6507LP
Open cannula, blunt, curved, low profile	AR-6507LPR
Hip Arthroscopy Instrument System case	AR-6519C
TRIM-IT cannula insertion handle	AR-6590DH
TRIM-IT cannula obturator, detachable	AR-6590DT
TRIM-IT cannula switching stick	AR-6590ST
Curette, curved	AR-8660H

Hip Arthroscopy Master Instrument Set



The hip arthroscopy master instrument set was designed to complement the vast array of arthroscopic hip procedures. This set contains a full complement of instruments for joint access, tissue resection, grasping, microfracture, and suture management. All the necessary instruments are now at the surgeon's fingertips when performing diagnostic hip arthroscopy, loose body removal, tissue and bone resection, labral repair, microfracture, capsulotomy, and osteoplasty for femoroacetabular impingement (FAI).

Following joint access facilitated by one of the hip arthroscopy disposables kits, use the portal dilation system's ergonomic handle with interchangeable sleeves to atraumatically dilate the thick hip capsule. Once capsular dilation is achieved, use the open cannulas to quickly insert instruments and arthroscopes into the joint.


Anatomically curved hip chondro picks are available for accessing central and peripheral portions of the acetabulum and the femoral head. The reinforced, sharp tips penetrate with ease and resist inadvertent slipping across bone. Specialized rasps, angled tissue elevators, angled curettes, and curved soft-tissue probes allow for access to even the tightest recesses when preparing for soft-tissue repairs or resecting osteophytes.

Hip Arthroscopy Master Instrument Set (AR-6517S)

Product Description	Item Number
Chondro pick, 90° tip, 220 mm shaft	AR-8671H
Chondro pick, 60° tip, 220 mm shaft	AR-8672H
Chondro pick, 40° tip, 220 mm shaft	AR-8670H
Probe, hook, ø4.8 mm tip, 220 mm shaft	AR-10030
Probe, curved shaft, 220 mm w/ 5 mm markings	AR-10030C

Curette, both sides cut, ø5.4 mm ring, 220 mm shaft	AR-20030
Tissue elevator, 15°, 220 mm shaft	AR-1342H-15
Tissue elevator, 30°, 220 mm shaft	AR-1342H-30
Rasp, 220 mm shaft	AR-1309H
Meniscus repair rasp, 220 mm shaft	AR-4130H
Push/pull crochet hook, 220 mm shaft	AR-5010H
Knot pusher, closed end, 220 mm shaft	AR-1305H
Portal dilation sleeve, 6 mm	AR-6524-06
Portal dilation sleeve, 4 mm	AR-6524-04
Chondro pick, 90° tip, 220 mm shaft	AR-8671H
Chondro pick, 60° tip, 220 mm shaft	AR-8672H
Chondro pick, 40° tip, 220 mm shaft	AR-8670H
Probe, hook, ø4.8 mm tip, 220 mm shaft	AR-10030
Probe, curved shaft, 220 mm w/ 5 mm markings	AR-10030C
Curette, both sides cut, ø5.4 mm ring, 220 mm shaft	AR-20030
Tissue elevator, 15°, 220 mm shaft	AR-1342H-15
Tissue elevator, 30°, 220 mm shaft	AR-1342H-30
Rasp, 220 mm shaft	AR-1309H
Meniscus repair rasp, 220 mm shaft	AR-4130H
Push/pull crochet hook, 220 mm shaft	AR-5010H
Knot pusher, closed end, 220 mm shaft	AR-1305H
Portal dilation sleeve, 6 mm	AR-6524-06
Portal dilation sleeve, 4 mm	AR-6524-04
BirdBeak® suture retriever, 45° up tip	AR-14800W
BirdBeak suture retriever, 22° up tip	AR-14890W
Punch, medium straight tip, ø3.4 mm, 15° up curved shaft	AR-15310W
Punch, medium straight reverse tip, ø3.4 mm, straight shaft	AR-15530W
Suture retriever, 10° up curved	AR-15551W
Punch, medium 45° right tip, ø3.4 mm, straight shaft	AR-15800W
Punch, medium 45° left tip, ø3.4 mm, straight shaft	AR-15810W
Grasper, straight loose body tip, ø4.2 mm, straight shaft	AR-16400W
Grasper, alligator hook tip, ø4.2 mm, straight shaft	AR-16600W
Penetrator™ Suture Retriever, 15° up curved	AR-2267W-2
Suture cutter, ø4.2 mm, straight shaft	AR-16250W
FiberWire® suture grasper	AR-16975W
Open cannula	AR-6506LP
Open cannula, blunt tip	AR-6507LP
Portal access guide, hip	AR-6513-01
Portal access guide, needle sleeve, hip	AR-6513-02
Reusable obturator for 7 mm × 11 cm cannula	AR-6578-11
Reusable obturator for 8.25 mm × 11 cm cannula	AR-6576-11
Hip arthroscopy master instrument case	AR-6517C
Dilator handle, reusable	AR-6524
Curette curved, 220 mm shaft	AR-8660H

Hip Arthroscopy Accessories Instrument Set



The hip arthroscopy accessories instrument set contains hip-specific instrumentation to aid in suture passing and disposable cannula insertion associated with hip arthroscopy procedures. This set includes the Hip Labral Scorpion™ and CapsuleClose Scorpion™ suture passers as well as the insertion instrumentation for the TRIM-IT™ custom hip cannula. The extended hip-length drill guides for the short 2.9 mm Hip PushLock® implants and associated drill bits are also included with a large pin mat area to hold additional accessories. These drill guides have been designed specifically for the hip to accommodate all patient sizes and necessary portals for performing arthroscopic hip procedures.

Hip Arthroscopy Accessories Instrument Set (AR-6518S)

Product Description	Item Number
Hip Labral Scorpion suture passer	AR-16991
CapsuleClose Scorpion suture passer	AR-16992
TRIM-IT custom hip cannula handle	AR-6590DH
TRIM-IT custom hip cannula obturator	AR-6590DT
TRIM-IT custom hip cannula switching stick	AR-6590ST
Drill guide for 2.9 mm Hip PushLock anchor, crown tip	AR-2923DG
Drill guide for 2.9 mm Hip PushLock anchor, fork tip	AR-2923DGF
Cannulated obturator for 2.9 mm Hip PushLock anchor drill guide, qty. 2	AR-2923DG-1
Drill for short 2.9 mm Hip PushLock anchor, qty. 2	AR-2923DH
Drill for short 2.9 mm Hip PushLock anchor, hard bone	AR-2923DHT
Switching stick inserter	AR-3027
Instrument case	AR-6518C

Ring-Handed Instrument Set



Arthrex hip arthroscopy hand instruments offer the same high-quality standards and tactile feel as Series I instruments. The punches are offered in a variety of angled tips and shafts to reach the farthest recesses of the hip joint, while the graspers are specifically designed for large loose body retrieval, which is commonly encountered in hip arthroscopy.

NR series graspers* have nonlocking handles that can easily be used in the most challenging hand positions. SR series graspers feature a self-releasing lock mechanism that easily disengages as needed by simply moving the handles apart.

Arthrex offers a lifetime guarantee on materials and workmanship on all Series I instruments.

Hip Arthroscopy Hand Instrumentation Set (AR-6511S)

Product Description	Item Number
Hand instrument case, 20-slot	AR-2200C
Probe, hook, \varnothing 4.8 mm tip, 220 mm shaft	AR-10030
Curette, both sides cut, \varnothing 5.4 mm ring, 220 mm	AR-20030
Punch, medium straight tip, \varnothing 3.4 mm straight shaft, 220 mm	AR-15300
Punch, medium straight tip, \varnothing 3.4 mm 15° up-curved shaft, 220 mm	AR-15310
Punch, medium straight reverse tip, \varnothing 3.4 mm straight shaft, 220 mm	AR-15530
Punch, medium 45° right tip, \varnothing 3.4 mm straight shaft, 220 mm	AR-15800
Punch, medium 45° left tip, \varnothing 3.4 mm, \varnothing 3.4 mm straight shaft, 220 mm	AR-15810
Grasper, loose body, \varnothing 4.2 mm, \varnothing 4.2 mm straight shaft, 220 mm, w/ NR handle	AR-16400NR*
Grasper, hook tip, \varnothing 4.2 mm, \varnothing 4.2 mm straight shaft, 220 mm w/ NR handle	AR-16600NR*
Suture retriever, 10° up curved shaft (a)	AR-15551NR
KingFisher® suture retriever/tissue grasper	AR-16970SR
Suture cutter, \varnothing 4.2 mm straight shaft, open end, left notch	AR-16794L
FiberWire® grasper, 220 mm w/ SR handle	AR-16975SR
BirdBeak® suture retriever, 45° up tip	AR-14800NR
BirdBeak suture retriever, 22° up tip	AR-14890NR
Penetrator™ suture retriever, 15° up curved	AR-2267SR-2

*The hip-length NR series graspers in this instrument set can be replaced with the SR series graspers upon request at no additional charge.



WishBone™ Hip Instrument Set



WishBone hand instruments are the heart of this instrument set. The ergonomically designed handles work well in the supine and lateral decubitus positions while reducing hand fatigue. Each instrument has a 220 mm shaft for use with long cannulas and accessing joints in larger patients. The punches are offered in a variety of angled tips and shaft angles to reach the furthest recesses of the hip joint. The graspers are designed for loose body retrieval and tissue elevation. Suture passage can be achieved using the BirdBeak® and Penetrator™ suture retrievers, available in multiple angled tip and shaft options. Suture-grasping and cutting instruments are included for managing sutures during labral repair and reconstruction as well as capsular plication.

WishBone Hip Instrument Set (AR-6517WS)

Product Description	Item Number
WishBone hip instrument set case, 12-slot	AR-6517WC
Probe, curved shaft, 220 mm	AR-10030C
BirdBeak, 45° up tip, 220 mm	AR-14800W
BirdBeak, 22° up tip, 220 mm	AR-14890W
Punch, medium 3.4 mm, 15° up curve, 220 mm	AR-15310W
Punch, medium 3.4 mm, reverse, straight, 220 mm	AR-15530W
Suture retriever, 10° up curve, 220 mm (a)	AR-15551W
Punch, medium 3.4 mm 45° right, straight, 220 mm	AR-15800W
Punch, medium 3.4 mm 45° left, straight, 220 mm	AR-15810W
Suture cutter, 4.2 mm straight, 220 mm	AR-16250W
Grasper, loose body, 4.2 mm, straight	AR-16400W
Grasper, hook tip, 4.2 mm, straight	AR-16600W
FiberWire® grasper, 220 mm	AR-16975W
Penetrator 15° up curve, 220 mm	AR-2267W-2



Additional Hand Instruments



Product Description	Item Number
Suture retriever, 3.4 mm, straight	AR-15540
Suture retriever, 3.4 mm, straight w/ WishBone™ handle	AR-15540W
Mini suture cutter, 3.4 mm, straight	AR-15255
Mini suture cutter, 3.4 mm, straight w/ WishBone handle	AR-15255W
Mini FiberTape® retriever, 3.4 mm w/ NR handle	AR-15974NR
Mini FiberTape retriever, 3.4 mm w/ WishBone handle	AR-15974W
10° up mini FiberTape retriever, 3.4 mm w/ NR handle (a)	AR-15976NR

10° up mini FiberTape retriever, 3.4 mm w/ WishBone handle	AR-15976W
Inverted BirdBeak® retriever grasper w/ WishBone handle	AR-14810W
Inverted BirdBeak retriever grasper w/ NR handle	AR-14810NR
Inverted BirdBeak retriever grasper w/ SR handle	AR-14810SR

Soft-Tissue Fixation and Suture Passing

PushLock® Anchor.....	24
SutureTak® and Knotless SutureTak Anchors.....	25
SutureTak® and Knotless SutureTak Anchors (Cont.).....	26
PEEK 2.4 mm Knotless Hip SutureTak® Anchor.....	27
Hip FiberTak® Suture Anchor.....	28
Knotless Hip FiberTak® Suture Anchor	29
Knotless Hip Labral Refixation and Reconstruction Kit.....	30
Gluteus Medius Repair Implant System.....	31
SpeedBridge™ Proximal Hamstring Implant System.....	31
Hip-Length SutureLasso™ Suture Passer.....	32
SwiftStitch™ Suture Passer.....	32
Hip Labral Scorpion™ Suture Passer	33
CapsuleClose Scorpion™ Suture Passer	33
CapsuleStitch™ Suture Passer.....	34
LoopLoc™ Knotless Implant	34

PushLock® Anchor



The PushLock anchor is a bioabsorbable or nonabsorbable knotless suture anchor made of either PLDLA, PEEK, or biocomposite material consisting of PLDLA and β -TCP. Its unique 2-piece design facilitates controlled intraoperative suture-tensioning prior to impacting the anchor in bone, allowing for precise tissue reduction.

2.4 mm Mini Hip PushLock Implant

Product Description	Item Number
2.4 mm mini Hip PushLock anchor, biocomposite, 2.4 mm × 8.9 mm (a)	AR-2924BCH
2.4 mm mini Hip PushLock anchor, PEEK, 2.4 mm × 8.9 mm (b)	AR-2924PHS
Drill guide, XL, crown tip, w/ cannulated obturator	AR-2923DG
Drill guide, XL, fork tip, w/ cannulated obturator	AR-2923DGF
Cannulated obturator, XL	AR-2923DG-1
Drill for 2.4 mm mini Hip PushLock anchor, XL, 2.4 mm	AR-2924DH-1
Drill for 2.4 mm mini Hip PushLock anchor, XL, 2.2 mm	AR-2924DH-2

2.4 mm Mini Hip PushLock Disposable Instrumentation, Extended Hip Length

Product Description	Item Number
Disposables Kit for 2.4 mm mini Hip PushLock anchor, XL	AR-2924DHS
Disposables Kit for 2.4 mm mini Hip PushLock anchor	AR-2924DHS-1

2.9 mm Hip PushLock Implants

Product Description	Item Number
Short 2.9 mm Hip PushLock anchor, biocomposite, 2.9 mm × 12.5 mm (c)	AR-2923BCH
Short 2.9 mm Hip PushLock anchor, PEEK, 2.9 mm × 12.5 mm (d)	AR-2923PHS
2.9 mm Hip PushLock anchor, PEEK, 2.9 mm × 15.5 mm	AR-1923PHS
2.9 mm Hip PushLock anchor, biocomposite, 2.9 mm × 15.5 mm	AR-1923BCH

2.9 mm Hip PushLock Reusable Instrumentation, Extended Hip Length

Product Description	Item Number
Drill guide, XL, crown tip, w/ cannulated obturator	AR-2923DG
Drill guide, XL, fork tip, w/ cannulated obturator	AR-2923DGF
Cannulated obturator for 2.9 mm Hip PushLock drill guides, XL	AR-2923DG-1
Drill for short 2.9 mm Hip PushLock anchor, XL	AR-2923DH
Drill for short 2.9 mm Hip PushLock anchor, hard bone, XL	AR-2923DHT
Drill for 2.9 mm Hip PushLock anchor, XL	AR-1923DH
Drill for 2.9 mm Hip PushLock anchor, hard bone, XL	AR-1923DHT

Short 2.9 mm Hip PushLock Disposable Instrumentation, Extended Hip Length

Product Description	Item Number
Disposables Kit for Short 2.9 mm Hip PushLock anchor, XL	AR-2923DHS
Disposable hard bone drill for short 2.9 mm Hip PushLock anchor, XL	AR-2923DHTD


Short 2.9 mm Hip PushLock Disposable Instrumentation, Standard Hip Length

Product Description	Item Number
Disposables Kit for 2.9 mm Hip PushLock anchor	AR-1923DHS
Disposable drill for 2.9 mm Hip PushLock anchor	AR-1923D-ST
Disposable drill for 2.9 mm Hip PushLock anchor, hard bone	AR-1923DT-ST
Shaver drill for short 2.9 mm PushLock anchor	AR-2923DSR

2.9 mm Hip PushLock Reusable Instrumentation, Standard Hip Length

Product Description	Item Number
Drill guide, fishmouth, w/ cannulated obturator	AR-1949H-3.0
Drill guide, fork tip, w/ cannulated obturator	AR-1325H-2.9
Drill for 2.9 mm Hip PushLock anchor	AR-1923D
Drill for 2.9 mm Hip PushLock anchor, hard bone	AR-1923DT

SutureTak® and Knotless SutureTak Anchors



Bioabsorbable or nonabsorbable, the SutureTak anchor is made of PEEK or biocomposite material consisting of PLDLA and β -TCP. Self-oriented suture tails optimize suture sliding during insertion.

Each SutureTak anchor is available preloaded with a solid color #2 FiberWire®, striped #2 TigerWire®, or #1 FiberWire high-strength suture to help with suture management and strand identification during suture passing and knot tying.

2.0 mm Mini Hip SutureTak Implant

Product Description	Item Number
2.0 mm mini Hip SutureTak anchor, PEEK, 2.0 mm × 8.6 mm (a)	AR-1934PHS-20

2.0 mm Mini Hip SutureTak Reusable Instruments, Extended Hip Length

Product Description	Item Number
Drill guide, XL, crown tip, w/ cannulated obturator	AR-1934-20DG
Drill guide, XL, crown tip, w/ cannulated obturator	AR-1934-20DGF
Cannulated obturator for drill guide, XL	AR-1934-20DG-1
Step drill for 2.0 mm mini Hip SutureTak anchor, XL	AR-1934DH-1
Step drill for 2.0 mm mini Hip SutureTak anchor, XL, hard bone	AR-1934DH-2

2.0 mm Mini Hip SutureTak Disposable Instruments, Extended Hip Length

Product Description	Item Number
Disposable step drill for 2.0 mm Mini Hip SutureTak anchor, XL, hard bone	AR-1934DHD-2
Disposables Kit for 2.0 mm Mini Hip SutureTak anchor, XL	AR-1934DHS-20
Disposable Curved Insertion Kit for 2.0 mm Mini Hip SutureTak anchor, XL	AR-1934DHS-20C

2.4 mm SutureTak Implant

Product Description	Item Number
2.4 mm SutureTak anchor, PEEK, w/ #2 FiberWire suture, 2.4 mm × 12 mm	AR-1934PF-24
2.4 mm SutureTak anchor, biocomposite, w/ #2 FiberWire suture, 2.4 mm × 12 mm	AR-1934BCF-24
2.4 mm SutureTak anchor, biocomposite, w/ two #2 FiberWire sutures, 2.4 mm × 12 mm	AR-1934BCF-24-2

2.4 mm SutureTak Reusable Instrumentation, Standard Hip Length

Product Description	Item Number
Drill guide, fork tip, w/ cannulated obturator	AR-1325H-2.4
Drill guide, fishmouth, w/ cannulated obturator	AR-1949H-2.4
Step drill for 2.4 mm SutureTak anchor	AR-1934D-24
Step drill for 2.4 mm SutureTak anchor, hard bone	AR-1934D-24-1
Step drill for 2.4 mm SutureTak anchor, very hard bone	AR-1934D-24-2


Standard Length 2.0 mm Mini SutureTak Implants

Product Description	Item Number
2.0 mm mini SutureTak anchor, PEEK, w/ #1 FiberWire suture, 2.0 mm × 12 mm (b)	AR-1934PF-20
2.0 mm mini SutureTak anchor, biocomposite, w/ #1 FiberWire suture, 2.0 mm × 12 mm (c)	AR-1934BCF-20

2.0 mm SutureTak Disposable Instrumentation, Standard Hip Length

Product Description	Item Number
Curved Insertion Kit for 2.0 mm SutureTak anchor	AR-2948D

SutureTak® and Knotless SutureTak Anchors (Cont.)



3.0 mm Knotless Hip SutureTak Implants

Product Description	Item Number
3.0 mm Knotless Hip SutureTak anchor, PEEK, w/ #2 FiberWire® CL suture, 3.0 mm × 12.7 mm, XL	AR-1938PHS
3.0 mm Knotless Hip SutureTak anchor, biocomposite, w/ #2 FiberWire CL suture, 3.0 mm × 12.7 mm, XL	AR-1938BCH

3.0 mm Knotless Hip SutureTak Reusable Instrumentation, Extended Hip Length

Product Description	Item Number
Drill guide, XL, crown tip, w/ cannulated obturator	AR-2923DG
Drill guide, XL, fork tip, w/ cannulated obturator	AR-2923DGF
Cannulated obturator, XL	AR-2923DG-1
Step drill for 3.0 mm Knotless Hip SutureTak anchor, XL	AR-1250LTH

Step drill for 3.0 mm Knotless Hip SutureTak anchor, XL, hard bone	AR-1938DH
Step drill for 3.0 mm Knotless Hip SutureTak, XL, very hard bone	AR-1938DHL

3.0 mm Knotless Hip SutureTak Disposable Instrumentation, Extended Hip Length

Product Description	Item Number
Disposables Kit for 3.0 mm Knotless Hip SutureTak anchor, XL	AR-1938DHS
Disposables Kit for 3.0 mm Knotless Hip SutureTak anchor, XL, hard bone	AR-1938DHS-1
Disposable step drill for 3.0 mm Knotless Hip SutureTak anchor, XL, hard bone	AR-1938DHD
Suture tensioner and cutter	AR-1938TC

Standard Length 3.0 mm SutureTak and Knotless SutureTak Implants

Product Description	Item Number
3.0 mm SutureTak anchor, PEEK, w/ #2 FiberWire suture, 3.0 mm × 12.4 mm	AR-1934PS
3.0 mm SutureTak anchor, PEEK, w/ two #2 FiberWire sutures, 3.0 mm × 12.2 mm	AR-1934PS-2
3.0 mm Knotless SutureTak anchor, PEEK, w/ #2 FiberWire CL suture, 3.0 mm × 12.7 mm	AR-1938PS
3.0 mm Knotless SutureTak anchor, biocomposite, w/ #2 FiberWire CL suture, 3.0 mm × 12.7 mm (a)	AR-1938BC
3.0 mm SutureTak anchor, biocomposite, w/ #2 FiberWire suture, 3.0 mm × 14.5 mm (b)	AR-1934BCF
3.0 mm SutureTak anchor, biocomposite, w/ #2 TigerTail® suture, 3.0 mm × 14.5 mm	AR-1934BCFT
3.0 mm SutureTak anchor, biocomposite, w/ two #2 FiberWire sutures, 3.0 mm × 14.5 mm	AR-1934BCF-2
3.0 mm SutureTak anchor, biocomposite, w/ two #2 TigerTail sutures, 3.0 mm × 14.5 mm	AR-1934BCFT-2


3.0 mm SutureTak Reusable Instrumentation, Standard Hip Length

Product Description	Item Number
Drill guide for 3.0 mm SutureTak anchor, fork tip	AR-1325H-2.9
Drill guide, fishmouth, w/ cannulated obturator	AR-1949H-3.0
Step drill for 3.0 mm SutureTak anchor	AR-1250LT
Step drill for 3.0 mm Knotless SutureTak anchor, hard bone	AR-1938D

3.0 mm SutureTak Disposable Instrumentation, Standard Hip Length

Product Description	Item Number
Disposables Kit for 3.0 mm SutureTak anchor	AR-1934DHS-2
ShaverDrill™ instrument for 3.0 mm SutureTak anchor	AR-1250LTSR

PEEK 2.4 mm Knotless Hip SutureTak® Anchor



The PEEK 2.4 mm Knotless Hip SutureTak anchor is Arthrex's first knotless, tensionable hard-body anchor that can be delivered through curved drill guides. Drill depth is reduced by 30% when compared to the existing 3.0 mm Knotless Hip SutureTak anchor, making it the ideal choice for acetabular labral repair. Appropriate for primary or backup labral fixation, the anchor uses the same drill guides as the Knotless 1.8 Hip FiberTak® anchor for additional convenience.

Implants

Product Description	Item Number
PEEK 2.4 mm Knotless Hip SutureTak anchor (a)	AR-2424PHS

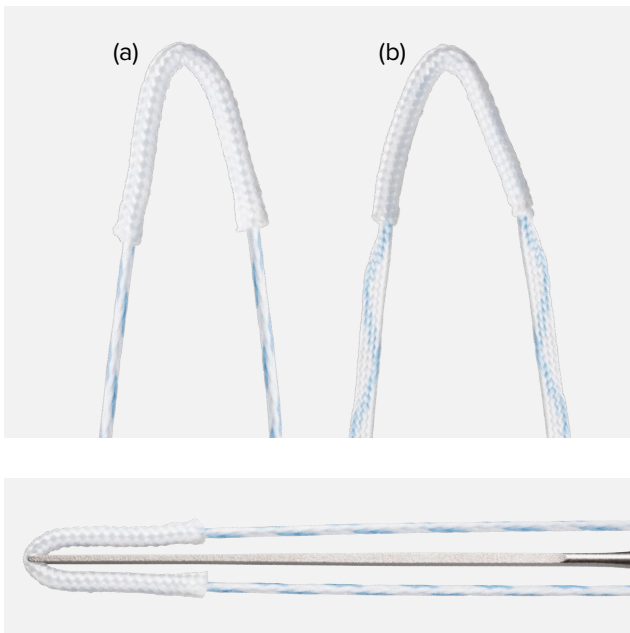
Disposable Instrumentation

Product Description	Item Number
Disposable 1.8 mm fluted flexible drill for Knotless Hip SutureTak anchor	AR-2424DF-18
Disposable 1.9 mm fluted flexible drill for Knotless Hip SutureTak anchor	AR-2424DF-19
Disposables Kit for 2.4 Knotless Hip SutureTak anchor, straight, 1.8 mm drill	AR-2424DHS
Disposables Kit for 2.4 Knotless Hip SutureTak anchor, straight, 1.9 mm drill	AR-2424DHS-1
Disposables Kit for 2.4 Knotless Hip SutureTak anchor, curved, 1.8 mm drill	AR-2424DHC
Disposables Kit for 2.4 Knotless Hip SutureTak anchor, curved, 1.9 mm drill	AR-2424DHC-1

Reusable Instrumentation

Product Description	Item Number
Reusable 1.8 mm drill for Knotless Hip SutureTak anchor	AR-2424D-18
Reusable 1.9 mm drill for Knotless Hip SutureTak anchor	AR-2424D-19
Reusable drill guide for Hip FiberTak anchor, crown tip	AR-3600DG
Reusable drill guide for Hip FiberTak anchor, fork tip	AR-3600DGF
12° reusable drill guide for Knotless Hip FiberTak anchor, low curve, crown tip (b)	AR-3600DGC-12
16° reusable drill guide for Knotless Hip FiberTak anchor, medium curve, crown tip (c)	AR-3600DGC-16
20° reusable drill guide for Knotless Hip SutureTak anchor, high curve, crown tip (d)	AR-2424DGC-20

Hip FiberTak® Suture Anchor



The Hip FiberTak soft anchor line is available with a variety of suture options ranging from coreless #2 FiberWire® suture to 1.3 mm SutureTape. To minimize bone removal, the Hip FiberTak soft anchor requires a 1.6 mm to 1.8 mm drill, which is available with both straight and curved drill guides.

Implants

Product Description	Item Number
Hip FiberTak suture anchor, w/ coreless #2 FiberWire suture (a)	AR-3600H
Hip FiberTak suture anchor, w/ 1.3 mm SutureTape (b)	AR-3602H
Hip FiberTak suture anchor, w/ two 1.3 mm SutureTape	AR-3602-2H

Disposable Instrumentation

Product Description	Item Number
Disposables Kit for Knotless Hip FiberTak suture anchor, straight	AR-3638DHS
Disposables Kit for Knotless Hip FiberTak suture anchor, curved	AR-3638DHC


Sterile Single-Use Disposable Drills

Product Description	Item Number
1.7 mm flexible drill bit for Hip FiberTak suture anchor	AR-3600ND-3H
1.8 mm flexible drill bit for Hip FiberTak suture anchor	AR-3600ND-2H
Flexible fluted nitinol drill	AR-3600ND-2HF

Reusable Instrumentation

1.6 mm drill bit for Hip FiberTak suture anchor	AR-3600D-1H
1.7 mm drill bit for Hip FiberTak suture anchor	AR-3600D-3H
1.8 mm drill bit for Hip FiberTak suture anchor	AR-3600D-2H
Drill guide for Hip FiberTak anchor, crown tip	AR-3600DG
Drill guide for Hip FiberTak anchor, fork tip	AR-3600DGF
Drill guide for Hip FiberTak anchor, curved, crown tip	AR-3600DGC
Drill guide for Hip FiberTak anchor, low curve, crown tip	AR-3600DGC-12
Drill guide for Hip FiberTak anchor, medium curve, crown tip	AR-3600DGC-16
20° reusable drill guide for Knotless Hip SutureTak anchor, high curve, crown tip	AR-2424DGC-20

Knotless Hip FiberTak® Suture Anchor



The Knotless Hip FiberTak soft anchor is a next-generation self-tensioning implant that can easily be inserted through a straight or curved drill guide. Only a small 1.8 mm bone socket is required, making the Knotless Hip FiberTak soft anchor one of the smallest knotless anchors available for acetabular labral repair and reconstruction.

Implants

Product Description	Item Number
Knotless Hip FiberTak suture anchor, w/ #2 FiberWire® CL suture	AR-3638H
Knotless Hip FiberTak suture anchor, w/ #2 machine tapered suture (a)	AR-3636H

Disposable Instrumentation

Product Description	Item Number
Straight Disposables Kits	
Disposables Kit for Knotless Hip FiberTak suture anchor, w/ 1.8 mm straight fluted drill bit	AR-3638DHS
Disposables Kit for Knotless Hip FiberTak anchor w/ 1.9 mm straight fluted drill bit	AR-3638DHS-2
Curved Disposables Kits	
Curved Disposables Kit for Knotless Hip FiberTak anchor w/ 1.8 mm spade-tip drill bit	AR-3638DHC
Curved Disposables Kit for Knotless Hip FiberTak anchor w/ 1.8 mm flexible fluted drill bit, medium curve	AR-3638DHC-1
Curved Disposables Kit for Knotless Hip FiberTak anchor w/ 1.9 mm flexible fluted drill bit, medium curve	AR-3638DHC-2
Flexible Drill Bits	
1.8 mm flexible drill bit for Hip FiberTak suture anchor	AR-3600ND-2H
1.8 mm flexible fluted drill bit for Knotless Hip FiberTak anchor	AR-3600ND-2HF*
1.9 mm flexible fluted drill bit for Knotless Hip FiberTak anchor	AR-3600ND-4HF*

*Compatible with AR-3600DGC-12, AR-3600DGC-16, and AR-2424DGC-20. Do not use with AR-3600DGC.

Reusable Instrumentation

Product Description	Item Number
1.8 mm straight fluted drill bit for Knotless Hip FiberTak anchor	AR-3600D-2H
1.9 mm straight fluted drill bit for Knotless Hip FiberTak anchor	AR-3600D-4H
Drill guide for Hip FiberTak anchor, crown tip	AR-3600DG
Drill guide for Hip FiberTak anchor, fork tip	AR-3600DGF
Drill guide for Hip FiberTak anchor, curved, crown tip	AR-3600DGC
Drill guide for Hip FiberTak anchor, low curve, crown tip (b)	AR-3600DGC-12
Drill guide for Hip FiberTak anchor, medium curve, crown tip (c)	AR-3600DGC-16
Drill guide for Hip FiberTak anchor, high curve, crown tip (d)	AR-2424DGC-20

Knotless Hip Labral Refixation and Reconstruction Kit



Acetabular labral reconstructions are typically performed during revision surgery. This convenient kit provides surgeons and operative staff with a comprehensive solution for completing this procedure. The sutures included with the kit can be used for both allograft and autograft tissue, depending on surgeon preference.

Product Description	Item Number
Hip Labral Reconstruction Kit	AR-6955
PEEK Hip PushLock® anchor, 2.9 mm × 15.5 mm, qty. 3	AR-1923PHS
2-0 FiberWire® suture w/ tapered needle, (blue) qty. 3	AR-7220
#2 FiberLoop® suture (blue)	AR-7234
#2 TigerLoop™ suture (white/green)	AR-7234T
#2 FiberLoop suture (white)	AR-7234-01
#2 FiberStick™ suture (blue)	AR-7209
#2 TigerStick® suture (white/black)	AR-7209T
Hip-length crescent SutureLasso™ suture passer	AR-4068CH
Hip-length 90° SutureLasso suture passer	AR-4068-90H
Hip-length 2.9 mm PushLock drill guide system	AR-1923DHS
Arthroscopic measurement probe	AR-4070-01
Clear open cannula, tapered	AR-6507-01

Gluteus Medius Repair Implant System



The hip abductor tendon compression bridge technique is intended for partial-thickness undersurface tears of the gluteus medius tendon. This bridging technique enhances footprint compression to maximize tendon-to-bone healing.¹

Product Description	Item Number
Gluteus Medius Tendon Repair System	AR-2941GM-CP
2.6 Knotless FiberTak® anchors, qty. 2	
Drill guide and obturator	
2.6 FiberTak anchor drill	
Knotless suture tensioner/cutter	

Reference

- Hartigan DE, Mansor Y, Perets I, Walsh JP, Mohr MR, Domb BG. Knotless “suture staple” technique for endoscopic partial thickness abductor tendon repair. *Arthrosc Tech.* 2018;7(10):e975-e980. doi:10.1016/j.eats.2018.06.002


SpeedBridge™ Proximal Hamstring Implant System



The Hip SpeedBridge implant system contains all the items necessary to complete an open repair of a fully avulsed proximal hamstring tendon using a low-profile knotless construct. This kit contains a unique drill guide system designed to accommodate the drill, power tap, and PEEK SwiveLock® anchors in a “drill-and-fill” manner to avoid going back and finding the prepared bone socket after preparation.

Product Description	Item Number
Hip SpeedBridge Implant System	AR-2924PHR
4.75 mm PEEK SwiveLock anchor w/ blue FiberTape® suture	
4.75 mm PEEK SwiveLock anchor w/ black/white FiberTape suture	
4.75 mm PEEK SwiveLock anchor, qty.2	
Power tap	
Drill bit	
Open drill guide, drill sleeve, and obturator	
Tapered needle w/ nitinol loop, qty. 2	

Hip-Length SutureLasso™ Suture Passer



The extended, reinforced shaft of the hip-length SutureLasso suture passer reaches deep into recesses of the hip joint where excessive force is sometimes needed to complete the task, making it ideal for shuttling suture during labral repair and capsular closure procedures. The 220 mm-length shaft can be used down cannulas 11 cm and longer, which are frequently used in hip arthroscopy. Each suture passer comes with a braided nitinol shuttle that can be easily advanced into the hip joint using the thumb pad. The handles are color-coded to correspond to each tip configuration.

Product Description	Item Number
SutureLasso suture passer, 45° right curve (a)	AR-4068-45RH
SutureLasso suture passer, 45° left curve (b)	AR-4068-45LH
SutureLasso suture passer, crescent (c)	AR-4068CH
SutureLasso suture passer, 90° straight (d)	AR-4068-90H

SwiftStitch™ Suture Passer



The 1.5 mm, crescent-shaped SwiftStitch suture passer allows for straightforward suture passage and retrieval through a single portal. By eliminating the need to shuttle suture through the labrum using an accessory portal, this suture passer minimizes the number of surgical steps required for labral repair and reconstruction procedures. This device accommodates suture sizes ranging from #2-0 FiberWire® suture to SutureTape and can be used in simple and mattress suture configurations.

Product Description	Item Number
SwiftStitch suture passer, crescent	AR-4068HL


Hip Labral Scorpion™ Suture Passer



The Hip Labral Scorpion suture passer provides a fast and simple way to pass and retrieve suture through a single portal during acetabular labral repair and reconstruction. Specifically designed for the hip joint, the jaws are inverted so suture passes from the capsular side of the labrum into the joint space via a small-diameter Hip Scorpion needle. The articulating FastPass Scorpion™ jaw automatically catches the suture through a trap door before the device is pulled from the same portal, minimizing procedural steps. This versatile device is designed for simple and cinch stitches and can work with knotted and knotless techniques.

Product Description	Item Number
Hip Labral Scorpion suture passer (a)	AR-16991
Hip Labral Scorpion needle	AR-16991N

CapsuleClose Scorpion™ Suture Passer



The self-retrieving CapsuleClose Scorpion suture passer is designed specifically for capsular management and closure during hip arthroscopy. Compatible with #2 FiberWire® suture, this device fits through an 8.25 mm arthroscopic cannula and allows suture to be passed and retrieved through the capsular tissue in a single step. This eliminates multiple suture-shuttling steps and makes passing capsular retraction and closure stitches simple and reproducible.

Product Description	Item Number
CapsuleClose Scorpion handle (a)	AR-16992
CapsuleClose Scorpion needle (b)	AR-16992N

CapsuleStitch™ Suture Passer



The CapsuleStitch suture passer is designed to close the hip capsule through a single portal following hip arthroscopy procedures. Featuring a 2.3 mm outer diameter, the suture passer's 70° bend is ideal for hip capsular closure. With 45 mm of suture throw and nitinol jaws that extend past the tip of the needle, a surgeon can push the PEEK tubing over the nitinol jaws to capture suture 7 mm from the end of the needle tip. The suture passer is compatible with 1.3 mm SutureTape, #2 FiberWire® suture, and LoopLoc™ knotless implants.

Product Description	Item Number
CapsuleStitch suture passer	AR-7070

LoopLoc™ Knotless Implant



The LoopLoc knotless implant is designed to reapproximate hip capsular tissue following a capsulotomy during hip arthroscopy. This implant provides a knotless alternative to closing the hip capsule with traditional sutures that require a knot to be tied.

Advantages:

- Low profile
- Eliminates knot stacks
- Removes variability of knot strength from surgeon to surgeon
- Loaded on a step-by-step suture management card for ease of use

Product Description	Item Number
LoopLoc knotless implant	AR-2750

Soft-Tissue Resection

CoolCut™ Blades and Burrs	38
Apollo ^{RF} H50 Probe.....	39

CoolCut™ Blades and Burrs



Arthrex offers a wide range of high-quality, single-use disposable shaver blades and burrs in standard and hip length for all arthroscopic procedures. Made with quality materials, manufacturing processes, and workmanship, these products offer uncompromising performance and efficiency during tissue resection and burring applications.

The proprietary Torpedo™ shaver blade offers a unique, bulleted tip configuration to reach tight spaces of the hip joint and allow for a very controlled and effective soft-tissue debridement. Additionally, the 5 mm round burrs, available in both a convex and concave style, are a great option for performing accurate and reproducible acetabuloplasties and femoral neck osteochondroplasty procedures.

Product Description	Item Number
Torpedo shaver, 4.2 mm × 19 cm, hip length, straight	AR-6420TD
Torpedo shaver, 4.2 mm × 19 cm, hip length, curved	AR-6420CTD
Excalibur, 4.2 mm × 19 cm, hip length, curved	AR-6420CEX
Excalibur, 4.2 mm × 19 cm, hip length (a)	AR-6420EX
Excalibur, 4.2 mm × 19 cm, hip length, convex	AR-6420XEX
SabreTooth blade, 4.2 mm × 19 cm, hip length	AR-6420ST
SabreTooth blade, 4.2 mm × 19 cm, hip length, curved	AR-6420CST
SabreTooth blade, 4.2 mm × 19 cm, hip length, convex	AR-6420XST
Bone cutter, 4.2 mm × 19 cm, hip length	AR-6420BC
Bone cutter, 4.2 mm × 19 cm, hip length, convex	AR-6420XBC
Bone cutter, 4.2 mm × 19 cm, hip length, curved	AR-6420CBC
Dissector, 4.2 mm × 19 cm, hip length	AR-6420DS
Dissector, 4.2 mm × 19 cm, hip length, curved	AR-6420CDS
Dissector, 4.2 mm × 19 cm, hip length, convex	AR-6420XDS
Round burr, 4 mm × 19 cm, 8 flute, hip length	AR-6400RBE
Round burr, 5 mm × 19 cm, 8 flute, hip length	AR-6500RBE
Round burr, 5 mm × 19 cm, 8 flute, hip length, concave curved	AR-6500VBE
Round burr, 5 mm × 19 cm, 8 flute, hip length, convex	AR-6500XBE
Retractable round burr, 4 mm × 18 cm, 8 flute, hip length	AR-6400RRBE
Retractable round burr, 5 mm × 18 cm, 8 flute, hip length	AR-6500RRBE
Retractable round burr, 5.5 mm × 18 cm, 8 flute, hip length	AR-6550RRBE

Apollo^{RF}® H50 Probe



- 185 mm working length provides an extended reach into the hip joint
- Reinforced shaft and handle junction maintains device integrity during hip arthroscopy
- 360° edge control for precise ablation and debridement
- Flat electrode face for smooth contouring of tissues
- Optimal tip geometry for enhanced access of hip anatomy
- Dual aspiration slots for effective suction
- Upgraded insulation material to increase durability during portal entry

Product Description	Item Number
Apollo ^{RF} H50 probe	AR-9835

Hip-Specific Cannulas

TRIM-IT™ Custom Hip Cannula	42
Partially Threaded Cannula System.....	42
Twist-In™ Cannula System	43
Instrument Cannula	43
Open Cannula.....	44
Detachable Clear and Metal Open Cannulas	45

TRIM-IT™ Custom Hip Cannula



The 8.25 mm flexible TRIM-IT custom hip cannula is made of a soft, polyvinyl chloride plastic designed to provide enhanced instrument mobility and minimize iatrogenic damage to the articular surfaces. The reinforced proximal threads hold exceptionally well in soft tissue. Additionally, the ability to cut the cannula's working length (7 cm to 15 cm) minimizes OR inventory and makes it one of the most versatile cannulas available.

Product Description	Item Number
TRIM-IT custom hip cannula, 8.25 mm × 15 cm	AR-6590
TRIM-IT custom hip cannula insertion handle	AR-6590DH
TRIM-IT custom hip cannula insertion obturator, adjustable	AR-6590DT
TRIM-IT custom hip cannula switching stick, cannulated	AR-6590ST

Partially Threaded Cannula System



The twist-in, partially threaded cannulas are manufactured from a clear polycarbonate material that allows uninhibited visualization of instruments and sutures. The cannula has distal threads, allowing the surgeon to quickly adjust the working length of the cannula without having to screw or unscrew the entire length of the cannula. Threads can be used to retract the capsule, improving arthroscopic visualization.

Product Description	Item Number
Partially threaded cannula w/ no squirt cap, 7 mm ID × 9 cm (a) (for use with reusable obturator [AR-6578-09])	AR-6577-09
Partially threaded cannula w/ no squirt cap, 7 mm ID × 11 cm (for use with reusable obturator [AR-6578-11])	AR-6577-11
Partially threaded cannula w/ no squirt cap, 8.25 mm × 9 cm (for use with 1 [AR-6541])	AR-6575-09
Partially threaded cannula w/ no squirt cap, 8.25 mm × 11 cm (for use with reusable obturator [AR-6576-11])	AR-6575-11

Twist-In™ Cannula System



The translucent Twist-In cannula allows direct arthroscopic visualization of instruments and suture passing. The threaded design greatly inhibits annoying cannula fallout during instrument removal. Threads can be used to retract the capsule and improve arthroscopic visualization. The side port may be used for irrigation inflow or passive outflow, if desired. The tethered Luer lock cap eliminates misplaced sterile caps during the procedure.

Product Description	Item Number
Twist-In cannula, 6 mm ID × 9 cm (for use with reusable obturator [AR-6546])	AR-6545
Twist-In cannula, 8.25 mm ID × 9 cm (a) (for use with reusable obturator [AR-6541])	AR-6540

Instrument Cannula




The clear instrument cannula is designed to accommodate most shaver blades and manual instruments. The transparent cannula facilitates arthroscopic visualization of instruments, knot pushers, and sutures.

Product Description	Item Number
Reusable obturator for AR-6550, AR-6567, and AR-6570 (a)	AR-6549
Instrument cannula, 5.5 mm ID × 9 cm	AR-6532

Cannula Accessories

Product Description	Item Number
Wissinger rod, 4 mm	AR-3025
Switching stick, 4 mm, extra long (b)	AR-3026
Switching stick, 15 in	AR-3020-01
Switching stick, 18 in	AR-3020-02
Dilator, 4 mm	AR-6520-4

Open Cannula



Open cannulas allow for quick portal exchange and easy introduction of working instruments into the joint. The sturdy, reinforced steel construct resists bending and the tapered tip eases entry through the capsule.

Open cannulas are also ideal for passing curved instruments and large loose bodies that will not fit through standard cannulas. The proximal end of the blunt-tip open cannula has been updated to slope, allowing for fast introduction of instruments.

Product Description	Item Number
Open cannula (a)	AR-6506LP
Open cannula, blunt tip (b)	AR-6507LP
Open cannula, blunt, curved, low profile (c)	AR-6507LPR

Detachable Clear and Metal Open Cannulas




The detachable clear open cannulas allow the surgeon to freely see the instruments entering the joint while providing an unrestrained field of view. Manufactured from shatterproof polycarbonate material, these strong cannulas resist bending commonly experienced during hip arthroscopy procedures. The atraumatic, tapered, and blunt tips may eliminate iatrogenic cartilage damage due to forceful instrument insertion. Additionally, they are available in a reusable metal version.

Product Description	Item Number
Clear open cannula, tapered tip	AR-6507-01
Clear open cannula, blunt tip	AR-6507-02
Metal open cannula, tapered tip w/ detachable handle	AR-6507-03LP
Metal open cannula, blunt tip w/ detachable handle	AR-6507-04LP
Metal open cannula, blunt tip w/ detachable handle, curved (a)	AR-6507-05LPR
Teardrop handle	AR-2001

Core Decompression for Avascular Necrosis

AVN and OCD Reaming Set..... **48**

AVN and OCD Reaming Set



Avascular necrosis (AVN) in the femoral head occurs when blood supply to the bone is lost, resulting in the eventual death of the bone. Left untreated, the result is an eventual collapse of the affected bone. At this stage, total hip arthroplasty is commonly performed.

The surface of the femoral head is made up of articular cartilage with subchondral bone below, and AVN of the femoral head is in this subchondral region. Typically, AVN causes pain in the groin, buttock, and anterior portion of the thigh when weight is placed on the hip joint.

Osteochondritis dissecans (OCD) is a focal, idiopathic alteration of subchondral bone with potential for instability and disruption of adjacent articular cartilage that may result in premature osteoarthritis.¹ The goal of this technique is to treat the AVN with decompression and removal of the necrotic bone, which is typically found 5 mm to 10 mm below the articular cartilage of the femoral head. Using arthroscopic and fluoroscopic guidance as a reference, the instruments allow for treatment of AVN lesions of the femoral head. Once the lesion is decompressed, Arthrex offers multiple biologic options to backfill the socket and cavity.

AVN and OCD Expandable Reamer System

Product Description	Item Number
Disposables	
AVN Disposable Kit	AR-3519H
OCD Knee Kit	AR-3519K
AVN/OCD Expandable Reamer Instrument Set (AR-3510S)	
Universal marking hook, AVN	AR-3514H
Universal marking hook, OCD	AR-3514K
Drill guide handle, AVN	AR-1510HH
Drill sleeve, AVN	AR-3515H
Drill sleeve, OCD	AR-3515K
Drill sleeve insert, AVN	AR-3516H
Drill sleeve insert, OCD	AR-3516K
Blunt-tip obturator, AVN	AR-3515HD
Blunt-tip obturator, OCD	AR-3515KD
T-handle	AR-623-27
Torque adapter	G207163
Side-release RetroConstruction™ handle	AR-1510HR
Slotted mallet	AR-9231-21
AVN/OCD instrument case	AR-3510C

Reference

1. Edmonds EW, Shea KG. Osteochondritis dissecans: editorial comment. *Clin Orthop Relat Res.* 2013;471(4):1105-1106. doi:10.1007/s11999-013-2837-6



This description of technique is provided as an educational tool and clinical aid to assist properly licensed medical professionals in the usage of specific Arthrex products. As part of this professional usage, the medical professional must use their professional judgment in making any final determinations in product usage and technique. In doing so, the medical professional should rely on their own training and experience, and should conduct a thorough review of pertinent medical literature and the product's directions for use. Postoperative management is patient-specific and dependent on the treating professional's assessment. Individual results will vary and not all patients will experience the same postoperative activity level and/or outcomes.



Arthrex manufacturer,
authorized representative,
and importer information
(Arthrex eIFUs)



US patent information

arthrex.com

© 2024-08 Arthrex, Inc. All rights reserved. LB1-0313-EN_AA